


## Product Explorer

W.e.f. January 01, 2016



Modern Workspace | Clean Room & Healthcare | Industrial | Flameproof & Increased Safety  
Streetlight | Landscape | Floodlight | Accessories | Lamps | Highmast & Poles  
Lighting Automation | Solar



## GENERAL CONDITIONS APPLICABLE FOR ALL LUMINAIRES

- ALP indicates Authorised List Price. Prices lower than these may be charged. Taxes and local levies as applicable will be extra.
- MRP is the Maximum Retail Price. Product can not be sold above the MRP prices mentioned.
- Prices are inclusive of excise duty at the prevailing rates. Any statutory variation will be to dealer's / purchaser's account.
- All prices of luminaires are without lamps/tubes/CFLs. (except luminaires suitable for induction lamps / LED)
- The products in this pricelist are subject to the discounts as per the prevailing trade policy from time to time. Please contact the nearest sales office for details.
- Normal trade policy dose not apply on LED Landscape, Fael Luce luminaries in Industrial, Streetlight & Floodlight section.
- Items other than those included in the price list are withdrawn from the range.
- All fixtures will be supplied as per our normal specifications available at the nearest branch. For any additional features, please contact the nearest branch for revised pricing.
- This price list supercedes all our earlier price lists.
- Prices are subject to change without prior notice.
- Normal discount policy is not applicable on Sensors & Lighting Management Systems.

## CONTENT

---

|                                 |       |
|---------------------------------|-------|
| ■ Modern Workspace              | 01-11 |
| ■ Cleanroom & Healthcare        | 12-16 |
| ■ Industrial                    | 17-29 |
| ■ Flameproof & Increased Safety | 30-33 |
| ■ Streetlight                   | 34-43 |
| ■ Landscape                     | 44-49 |
| ■ Floodlight                    | 50-59 |
| ■ Accessories                   | 60-61 |
| ■ Lamps                         | 62-66 |
| ■ Highmasts & Poles             | 67-70 |
| ■ Lighting Automation           | 71-73 |
| ■ Solar                         | 74-77 |





**Modern Workspace**

## FLUORESCENT LUMINAIRES RECESSED MOUNTED

| CAT REF.   | WATTAGE   | CASE LOT | ALP (₹) |
|------------|-----------|----------|---------|
| T5DIA414EB | 4X14W T5  | 2        | 5275.00 |
| CRDIA236EB | 2X36W CFL | 2        | 4990.00 |
| CRDIA240EB | 2X40W CFL | 2        | 5080.00 |



Decorative Recessed mounted Direct /Indirect luminaire with bright Anodised Aluminium double parabolic cat2 central reflector.  
Suitable for 600 x 600 mm Modular / POP / GYPSUM ceiling.

| BUTTERFLY         |           |   |         |
|-------------------|-----------|---|---------|
| CRDI236EB/W       | 2X36W CFL | 2 | 5260.00 |
| CRDIN11236EB/CW   | 2X36W CFL | 2 | 4400.00 |
| CRDI11236EB/P5/CW | 2X36W CFL | 2 | 4450.00 |



Decorative Recessed Direct/direct luminaire with central double parabolic reflector and satin finish back reflector. Decorative wing shaped side diffusers are provided for soft ambient lighting.  
CRDIN & CRDI/P5-is available with serrated aluminium louvre/P5 louvre respectively and powder coated sheet steel back reflector.  
Suitable for 600 x 600 mm Modular/POP/GYPSUM ceiling

| BETA           |           |   |         |
|----------------|-----------|---|---------|
| CRFQ11236EB/P5 | 2X36W CFL | 2 | 4310.00 |
| CRFQ11336EB/P5 | 3X36W CFL | 2 | 5000.00 |
| CRFQ12236EB/P5 | 3X36W CFL | 2 | 4000.00 |



Decorative recessed mirror Optic luminaire with bright anodised aluminium reflector & low glare P5 paralite louvre. Suitable for 600 x 600 mm Modular/POP/GYPSUM ceiling.  
Also available with < 10% THD and constant wattage APFC electronic ballast on request.

| TECHLITA     |          |   |         |
|--------------|----------|---|---------|
| T5CQ11414EB  | 4X14W T5 | 2 | 5600.00 |
| T5CQ11314EBB | 3X14W T5 | 2 | 5570.00 |
| T5CQ11414EBB | 4X14W T5 | 2 | 5980.00 |
| T5CQ11228EB  | 2X28W T5 | 2 | 5170.00 |
| T5CQ214EB    | 2X14W T5 | 2 | 3300.00 |



Recessed mounted Cat2 decorative mirror optic luminaire provided with double parabolic specular finish reflector and back folded 3D lamella's for maintaining high LOR.  
Suitable for 600 x 600 mm Modular / POP / GYPSUM ceiling.

| TECHLITA     |          |   |         |
|--------------|----------|---|---------|
| T5CQ12424EB  | 4X24W T5 | 2 | 5880.00 |
| T5CQ12314EBB | 3X14W T5 | 2 | 5230.00 |
| T5CQ12228EB  | 2X28W T5 | 2 | 4760.00 |



Recessed mounted Cat3 darklite mirror optic luminaire provided with double parabolic reflector with satin finish backfolded 3D cross louvres.  
Suitable for 600 X 600mm modular/POP/ Gypsum ceiling.

Also available with < 10% THD and constant wattage APFC electronic ballast on request

|  | CAT REF.   | WATTAGE      | CASE LOT | ALP (₹) |
|--|--|--------------|----------|---------|
|   | <b>TECHLITA</b>  |              |          |         |
|  | T5CQ13414EB  | 4X14W T5     | 2        | 4350.00 |
|  | T5CQ13414EBB   | 4X14W T5     | 2        | 4700.00 |
|  | T5CQ13314EBB   | 3X14W T5     | 2        | 4620.00 |
|  | T5CQ13228EB  | 2X28W T5     | 2        | 3950.00 |
| Recessed mounted non category widespread mirror optic luminaire provided with specular finish side reflector and serrated aluminium cross louvres. Suitable for 600 X 600mm modular/POP / Gypsum ceiling |  |              |          |         |
|   | T8CQ11236EB  | 2X36W FTL    | 2        | 4650.00 |
|  | Recessed mounted Cat2 decorative mirror optic luminaire provided with double parabolic specular finish reflector and backfolded 3D lamella's for maintaining high LOR. |              |          |         |
|   | CRFG14236EB  | 2X36W FTL    | 2        | 3230.00 |
|  | Decorative recessed cum surface mounting mirror optic luminaire with bright anodized aluminium side reflectors and serrated cross louvres.                             |              |          |         |
|   | CRFG1324HSB  | 2X36/40W FTL | 2        | 3250.00 |
|  | CRFG1324EB   | 2X36/40W FTL | 2        | 3300.00 |
|  | Decorative recessed mirror optic luminaire with bright anodized aluminium cross louvres.   |              |          |         |
|   | <b>RADIUM</b>  |              |          |         |
|  | CRTRA136EB   | 1X36W T8     | 2        | 2660.00 |
|  | CRTRA128EB   | 1X28W T5     | 2        | 2660.00 |
|  | CRTRA228EB   | 2X28W T5     | 2        | 3130.00 |
| Recessed/Surface mounted wide light distribution luminaire.  |  |              |          |         |

Also available with < 10% THD and constant wattage APFC electronic ballast on request

|  | CAT REF.  | WATTAGE   | CASE LOT | ALP (₹) |
|--|---|-----------|----------|---------|
|   | <b>TECHLITA</b>   |           |          |         |
|  | T5CR228EB   | 2X28W T5  | 2        | 3130.00 |
|  | T5CR128EB   | 1X28W T5  | 2        | 2860.00 |
|  | T5CR214EB   | 2X14W T5  | 2        | 2440.00 |
|  | Decorative recessed mirror optic luminaire with serrated aluminium cross louvres.                     |           |          |         |
|   | TLD211EB  | 2X11W CFL | 6        | 1530.00 |
|  | TLD218EB  | 2X18W CFL | 6        | 1510.00 |
|  | Decorative recessed mirror optic luminaire with serrated/low glare aluminium cross louvres.           |           |          |         |
|   | TLLD236EB   | 2X36W CFL | 2        | 2800.00 |
|  | Recessed mounting CFL mirror optic luminaire for CFL with serrated/low glare aluminium cross louvres. |           |          |         |
|  | TLD11218EB/P5   | 2X18W CFL | 4        | 1800.00 |
|  | Recessed mounting CFL luminaire with P5 paralite louvre for low glare application.                    |           |          |         |

Also available with < 10% THD and constant wattage APFC electronic ballast on request



## SURFACE/WALL MOUNTED LUMINAIRES

| CAT REF.   | WATTAGE      | CASE LOT | ALP (₹) |
|------------|--------------|----------|---------|
| DJB1214LSB | 1X36/50W FTL | 10       | 930.00  |
| DJB1224LSB | 2X36/40W FTL | 10       | 1430.00 |
| DJB1214EB  | 1X36/40W FTL | 10       | 1150.00 |
| DJB1224EB  | 2X36/40W FTL | 10       | 1520.00 |



Surface mounted box type channel finished in white colour.

|            |          |   |         |
|------------|----------|---|---------|
| <b>DIS</b> |          |   |         |
| DIS11128EB | 1X28W T5 | 2 | 1800.00 |
| DIS11228EB | 2X28W T5 | 2 | 2250.00 |



Surface mounted box type luminaire suitable single/twin 28WT5 lamps provided with opal polystyrene diffuser

|                   |          |   |         |
|-------------------|----------|---|---------|
| CRTTZ128EB/Cat II | 1X28W T5 | 2 | 3750.00 |
| CRTTZ228EB/Cat II | 2X28W T5 | 2 | 4125.00 |



Decorative surface mounted mirror optics with CAT 2 louver. Also suitable for 'Armstrong Techzone' ceiling.

|             |              |   |         |
|-------------|--------------|---|---------|
| CSBW1114HSB | 1X36/40W FTL | 2 | 2360.00 |
| CSBW1124HSB | 2X36/40W FTL | 2 | 3670.00 |
| CSBW1114EB  | 1X36/40W FTL | 2 | 2530.00 |
| CSBW1124EB  | 2X36/40W FTL | 2 | 3720.00 |



Surface mounted mirror optic luminaire with serrated aluminium cross louvers & white engineering plastic end caps.

Also available with < 10% THD and constant wattage APFC electronic ballast on request

## SURFACE/WALL MOUNTED LUMINAIRES

|  | CAT REF.      | WATTAGE      | CASE LOT | ALP (₹) |
|--|---------------|--------------|----------|---------|
|   | CSBW1114EB/N  | 1X36/40W FTL | 2        | 2510.00 |
|  | CSBW1124EB/N  | 2X36/40W FTL | 2        | 3620.00 |
| Decorative Surface mounted mirror optics luminaire with anodized aluminium cross louvres and white engineering plastic end caps.         |               |              |          |         |
|   | CSBW1224EB    | 2X36/40W FTL | 2        | 3290.00 |
|  |               |              |          |         |
| Surface mounted widespread mirror optic luminaire with serrated aluminium cross louvres & anodized aluminium side reflector.             |               |              |          |         |
|   | T5CS228EB     | 2X28W T5     | 2        | 3110.00 |
|  | T5CS128EB     | 1X28W T5     | 2        | 2780.00 |
|  | T5CS254EB     | 2X54W T5     | 2        | 3730.00 |
|  | T5CS154EB     | 1X54W T5     | 2        | 3670.00 |
|  | T5CS214EB     | 2X14W T5     | 2        | 2190.00 |
| Decorative slim surface mounted mirror optics luminaire with serrated aluminium cross louvers and white engineering plastic end cap      |               |              |          |         |
|    | T5CQS11414EBB | 4X14W T5     | 2        | 5940.00 |
|  | T5CQS11424EB  | 4X24W T5     | 2        | 6300.00 |
| Surface mounted Cat2 Darklite mirror optic luminaire provided with double parabolic specular finish reflector and backfolded 3D lamell's |               |              |          |         |
|   | T5CQS12414EBB | 4X14W T5     | 2        | 5280.00 |
|  | T5CQS12324EB  | 3X14W T5     | 2        | 5300.00 |
| Surface mounted Cat3 Darklite mirror optic luminaire provided with double parabolic satin finish reflector and backfolded 3D lamell's    |               |              |          |         |

Also available with < 10% THD and constant wattage APFC electronic ballast on request

| CAT REF.      | WATTAGE  | CASE LOT | ALP (₹) |
|---------------|----------|----------|---------|
| T5CQS13414EBB | 4X14W T5 | 2        | 4950.00 |
| T5CQS13424EB  | 4X24W T5 | 2        | 5230.00 |
| T5CQS13324EB  | 3X14W T5 | 2        | 5100.00 |



Surface mounted Non category widespread mirror optic luminaire provided with specular finish side reflector and serrated aluminium cross louvres

|           |           |   |         |
|-----------|-----------|---|---------|
| TLLE211EB | 2X11W CFL | 6 | 1550.00 |
| TLE218EB  | 2X18W CFL | 6 | 1500.00 |



Decorative Surface mounted mirror optics provided with serrated aluminium cross louvres and white engineering plastic end caps.

|           |           |   |         |
|-----------|-----------|---|---------|
| TLE236EB  | 2X36W CFL | 2 | 2580.00 |
| TLLE236EB | 2X36W CFL | 2 | 2780.00 |



Decorative Surface mounted mirror optics with serrated aluminium cross louvres & white engineering plastic end caps.

|                |           |   |         |
|----------------|-----------|---|---------|
| TLE218EB/P5    | 2X18W CFL | 4 | 1800.00 |
| CSFQ11236EB/P5 | 2X36W CFL | 2 | 4000.00 |
| CSFQ11336EB/P5 | 3X36W CFL | 2 | 4830.00 |



Surface mounted decorative luminaire provided with low glare P5 paralite louver assembly. Suitable for CFL.

|       |           |    |         |
|-------|-----------|----|---------|
| CBH9  | 1X9W CFL  | 12 | 1000.00 |
| CBH13 | 1X13W CFL | 12 | 1000.00 |
| CBH18 | 1X18W CFL | 12 | 1000.00 |



Decorative ceiling/wall mounted BULKHEAD luminaire with engineering plastic housing and top frame with opal PMMA diffuser. Pre-wired with electronic ballast.

| ORBIT    |                 |   |         |
|----------|-----------------|---|---------|
| DCR218EB | 2X18W 2 pin CFL | 6 | 1300.00 |
| DCR215EB | 2X15W CFL       | 6 | 750.00  |



Elegant ceiling/wall mounted round luminaire with opal acrylic diffuser. Also available in single 18W CFL lamp version and square shape too.

## SUSPENDED/PENDENT FLUORESCENT LUMINAIRES

| CAT REF.       | WATTAGE  | CASE LOT | ALP (₹)    |
|----------------|----------|----------|------------|
| <b>LIBERTY</b> |          |          |            |
| CPTLB228EB     | 2X28W T5 | 2        | 6000.00    |
| CPTLB228EB/C   | 2X28W T5 | 2        | 6000.00    |
| CPTLB154EBCW   | 2X54W T5 | 2        | On Request |
| CPTLB254EBCW   | 2X54W T5 | 2        | On Request |

Elegant, sleek suspended Up/Down lighting luminaire with CRCA, powder coated white body and bright anodized aluminium lamella's. Luminaire can be mounted individually or in continuous way.



|                              |          |   |          |
|------------------------------|----------|---|----------|
| <b>SENTIO-C</b>              |          |   |          |
| CPTSNC228EB                  | 2X28W T5 | 1 | 9500.00  |
| CPTSNC228EB/8 (2 luminaires) | 2X28W T5 | 1 | 18500.00 |
| CPTSNC128EB                  | 1X28W T5 | 1 | 9000.00  |
| CPTSNC128EB/C                | 1X28W T5 | 1 | 9000.00  |

Suspended independent/continuous mounting luminaire for seamless lighting. Luminaire is made from extruded aluminium powder coated in white finish. Bottom diffuser is made from high transmittance PMMA. Suspension system is provided along with luminaire. Please specify number of luminaires in one row for continuous mounting.



|                        |          |   |         |
|------------------------|----------|---|---------|
| <b>AESTHETICA/CAT2</b> |          |   |         |
| T5CXN228EB/Cat2        | 2X28W T5 | 2 | 5760.00 |

Surface mounted decorative Cat2 Mirror optic luminaire with double parabolic specular reflector and backfolded 3D cross louvres.

|                  |          |   |         |
|------------------|----------|---|---------|
| T5CXNU228EB/Cat2 | 2X28W T5 | 2 | 6100.00 |
|------------------|----------|---|---------|

Suspended Up/Down light luminaire with decorative double parabolic shallow Cat2 reflector and backfolded 3D cross louvres



|                   |          |   |         |
|-------------------|----------|---|---------|
| <b>AESTHETICA</b> |          |   |         |
| T5CXN228EB        | 2X28W T5 | 2 | 5010.00 |
| T5CXN254EB        | 2X54W T5 | 2 | 5560.00 |
| T5CXNU228EB       | 2X28W T5 | 2 | 5230.00 |
| T5CXNU254EB       | 2X54W T5 | 2 | 5780.00 |
| T5CXN214EB        | 2X14W T5 | 2 | 3340.00 |

Ultralim aluminium extruded suspended/ceiling mounted luminaire with silver grey finish suitable for T5 HE/HO lamp. T5CXNU - is an Up/Down light

Also available with < 10% THD and constant wattage APFC electronic ballast on request

## FLUORESCENT & HID LUMINAIRES

| CAT REF.       | WATTAGE   | CASE LOT | ALP (₹) |
|----------------|-----------|----------|---------|
| DDLHR118EB/G/S | 1X18W CFL | 12       | 1470.00 |
| DDLHR218EB/G/S | 2X18W CFL | 12       | 1780.00 |
| DDLHR213EB/G/S | 2X13W CFL | 12       | 1780.00 |

Recessed mounted horizontal lamp downlight with matt finish reflector and centre frosted toughened glass for glare free illumination.



|                 |           |    |         |
|-----------------|-----------|----|---------|
| DDLHR118EB/G/SL | 1X18W CFL | 12 | 1450.00 |
| DDLHR218EB/G/SL | 2X18W CFL | 12 | 1740.00 |
| DDLHR213EB/G/SL | 2X13W CFL | 12 | 1740.00 |

Recessed mounted horizontal lamp low height (85mm) downlight with matt finish reflector and centre frosted toughened glass for glare free illumination. Suffix 'L' indicates low height



|          |              |   |         |
|----------|--------------|---|---------|
| TRF25    | 1X25W CFL-DF | 1 | 4030.00 |
| TRF218EB | 2X18W CFL    | 1 | 5370.00 |
| TRF226EB | 2X26W CFL    | 1 | 5500.00 |
| TRF242EB | 2X42W CFL    | 1 | 5470.00 |

Ceiling suspended dome shaped refractor optics luminaire with bottom cover suitable for CFL & HID lamp. Provided with suspension system.  
Note: These luminaires are also available without cover. Please add suffix '/O' to Cat Ref. and reduce corresponding ALP by Rs. 500/-



### DECORATIVE INTEGRAL PENDENT TYPE

|              |               |   |         |
|--------------|---------------|---|---------|
| TRFB65/85/BC | 65/85W CFL-DF | 1 | 6530.00 |
| TRFB65/85/ES | 65/85W CFL-DF | 1 | 6580.00 |

Decorative pendant type Luminaire comprises of spun aluminium canopy & Injection moulded UV stabilized polycarbonate refractor and bottom cover for 3 dimensional light distribution. Suitable for 65/85WCFL-DF Recommended for illuminating Shopping Plaza / Shopping Complex, Showrooms, Hotel Reception, Cafeteria etc.

Note: These luminaires are also available without cover. Please add suffix '/O' to Cat Ref. and reduce corresponding ALP by Rs. 500/-







## CLEANLUX FLUORESCENT

|   | CAT REF.        | WATTAGE     | CASE LOT | ALP (₹)    |
|---|-----------------|-------------|----------|------------|
|    | CRTCL228EBB     | 2X28W T5    | 1        | On Request |
|   | CRTCL254EBCW    | 2X54W T5    | 1        | On Request |
| Recessed, Top Opening Energy Saving Cleanroom Luminaire, suitable for Walkable -Metal/ RCC Ceilings. Luminaire is provided with unique adjustable mounting system as per depth of the ceiling. IP 65 housing. |                 |             |          |            |
|    | CRTCL414EBB     | 4X14W T5    | 1        | On Request |
|   |                 |             |          |            |
| Recessed, Top Opening Energy Saving Cleanroom Luminaire, suitable for Walkable -Metal/ RCC Ceilings. Luminaire is provided with unique adjustable mounting system as per depth of the ceiling. IP 65 housing. |                 |             |          |            |
|    | CRCCL218EB(300) | 2x18W CFL   | 1        | On Request |
|   |                 |             |          |            |
| Recessed, Top Opening CFL Cleanroom Luminaire, suitable for Walkable -Metal/ RCC Ceilings. Luminaire is provided with unique adjustable mounting system as per depth of the ceiling. IP 65 housing            |                 |             |          |            |
|   | CRCCL255EBCWKSL | 2x55W CFL   | 1        | On Request |
|   | CRCCL355EBCWKSL | 3x55W CFL   | 1        | On Request |
|   | CRCCL455EBCWKSL | 4x55W CFL   | 1        | On Request |
| Recessed, Top Opening CFL Cleanroom Luminaire, suitable for Walkable -Metal/ RCC Ceilings. Luminaire is provided with unique adjustable mounting system as per depth of the ceiling. IP 65 housing            |                 |             |          |            |
|    | CRTCL240EB      | 2x36 40 FTL | 1        | On Request |
|   |                 |             |          |            |
| Recessed, Top Opening FTL Cleanroom Luminaire   |                 |             |          |            |

Also available with < 10% THD and constant wattage APFC electronic ballast on request



|   | CAT REF.   | WATTAGE  | CASE LOT | ALP (₹)    |
|---|--|----------|----------|------------|
|    | CRFW12414EBB   | 4x14 T5  | 2        | 7600.00    |
|   | Recessed, Bottom Opening Energy Saving Cleanroom Luminaire, with Clear Acrylic, UV Resistant cover, suitable for Modular Ceilings. Also available in SS Frame. IP 65 housing |          |          |            |
|    | CRFW12218EB(300)   | 2x18 CFL | 2        | 3500.00    |
|   | Recessed, Bottom Opening CFL Cleanroom Luminaire, with Clear Acrylic, UV Resistant cover, suitable for Modular Ceilings. Also available in SS Frame. IP 65 housing           |          |          |            |
|    | CRFW12236EB(255)   | 2x36 CFL | 2        | 4100.00    |
|   | Recessed, Bottom Opening CFL Cleanroom Luminaire, with Clear Acrylic, UV Resistant cover, suitable for Modular Ceilings. Also available in SS Frame. IP 65 housing           |          |          |            |
|  | CRFW12236EB(595)   | 2x36 CFL | 2        | 6680.00    |
|   | CRFW12336EB(595)   | 3x36 CFL | 2        | 7310.00    |
|   | CRFW255EBCWKSL   | 2x55 CFL | 1        | On Request |
|   | CRFW355EBCWKSL   | 3x55 CFL | 1        | On Request |
|   | CRFW455EBCWKSL   | 4x55 CFL | 1        | On Request |
|   | Recessed, Bottom Opening CFL Cleanroom Luminaire, with Clear Acrylic, UV Resistant cover, suitable for Modular Ceilings. Also available in SS Frame. IP 65 housing           |          |          |            |

Also available with < 10% THD and constant wattage APFC electronic ballast on request





**Industrial**

## INDUSTRIAL GENERAL PURPOSE FTL LUMINAIRES

| CAT REF.   | WATTAGE   | CASE LOT | ALP (₹) |
|------------|-----------|----------|---------|
| IGP1414HSB | 1X36W FTL | 10       | 1110.00 |
| IGP1424HSB | 2X36W FTL | 10       | 1640.00 |
| IGP1414EB  | 1X36W FTL | 10       | 1250.00 |
| IGP1424EB  | 2X36W FTL | 10       | 1700.00 |



Box type channel with white finish and white coloured contoured decorative plastic end caps.

|         |           |    |         |
|---------|-----------|----|---------|
| RPC1214 | 1X36W FTL | 10 | 580.00  |
| RPC1224 | 2X36W FTL | 10 | 690.00  |
| RBA1214 | 1X36W FTL | 10 | 870.00  |
| RBA1224 | 2X36W FTL | 10 | 1090.00 |



Reflectors for Industrial battens. RPC (Powder coated), RBA (Bright anodised).  
To be used with IGP1414/IGP1424 Luminaire.

|            |           |    |         |
|------------|-----------|----|---------|
| IPC1414HSB | 1X36W FTL | 10 | 1590.00 |
| IPC1424HSB | 2X36W FTL | 10 | 2310.00 |
| IPC1414EB  | 1X36W FTL | 10 | 1750.00 |
| IPC1424EB  | 2X36W FTL | 10 | 2280.00 |



Industrial Box type channel with powder coated reflector.

|            |           |    |         |
|------------|-----------|----|---------|
| IBA1414HSB | 1X36W FTL | 10 | 1880.00 |
| IBA1424HSB | 2X36W FTL | 10 | 2620.00 |
| IBA1414EB  | 1X36W FTL | 10 | 2010.00 |
| IBA1424EB  | 2X36W FTL | 10 | 2570.00 |



Industrial Box type luminaire with bright anodized aluminium reflector.

|            |          |    |         |
|------------|----------|----|---------|
| T5RSF28EB  | 1X28W T5 | 10 | 1590.00 |
| T5RSF228EB | 2X28W T5 | 10 | 2000.00 |



Sleek channel type Luminaire with epoxy power coated CRCA housing, reflector and decorative end caps.  
(Also available in single and twin versions for 14W and 54W T5 lamps - Price on request)



| CAT REF.   | WATTAGE  | CASE LOT | ALP (₹) |
|------------|----------|----------|---------|
| T5GP28EB   | 1X28W T5 | 10       | 1270.00 |
| T5GP228EB  | 2X28W T5 | 10       | 1690.00 |
| T5GP28EBS  | 1X28W T5 | 10       | 1180.00 |
| T5GP28EBS9 | 1X28W T5 | 10       | 920.00  |

Sleek channel type T5 luminaire with elegently designed decorative end caps.



|              |          |    |         |
|--------------|----------|----|---------|
| T5JB1328EB   | 1x28W T5 | 20 | 1070.00 |
| T5JB13114EB  | 1X14W T5 | 20 | 970.00  |
| T5JB1328REB  | 1x28W T5 | 20 | 1390.00 |
| T5JB1328EB9  | 1x28W T5 | 20 | 750.00  |
| T5JB13114EB9 | 1X14W T5 | 20 | 670.00  |
| T5JB1328REB9 | 1x28W T5 | 20 | 1030.00 |

Surface mounted slim decorative box type luminaire with CRCA housing & decoative end caps



|               |          |    |         |
|---------------|----------|----|---------|
| T5JB13228EB9  | 2X28W T5 | 20 | 1200.00 |
| T5JB13228REB9 | 2X28W T5 | 20 | 1600.00 |

Surface mounted slim decorative box type luminaire with CRCA housing & decorative end caps



|              |          |    |         |
|--------------|----------|----|---------|
| DIJB1214EB   | 1X36W T8 | 20 | 1100.00 |
| DIJB1214EB9  | 1X36W T8 | 20 | 720.00  |
| DIJB1214REB  | 1X36W T8 | 20 | 1550.00 |
| DIJB1214REB9 | 1X36W T8 | 20 | 1220.00 |

Surface mounted slim decorative box type luminaire with CRCA housing & decoative end caps



## DUSTPROOF / CORROSIONPROOF / VAPOURPROOF FTL LUMINAIRES

|              |           |   |         |
|--------------|-----------|---|---------|
| IPFC1114EB   | 1X36W FTL | 4 | 3850.00 |
| IPFC1124EB   | 2X36W FTL | 6 | 4590.00 |
| T5PFC11128EB | 1X28W T5  | 6 | 3640.00 |
| T5PFC11228EB | 2X28W T5  | 6 | 4670.00 |
| T5PFC11254EB | 2X54W T5  | 6 | 5380.00 |

Industrial corrosion resistant IP66 luminaire with polycarbonate body, polycarbonate cover and SS toggles.

Also available with < 10% THD and constant wattage APFC electronic ballast on request

## BULK HEAD/LOW BAY LUMINAIRES

| CAT REF.     | WATTAGE    | CASE LOT | ALP (₹) |
|--------------|------------|----------|---------|
| ICBH10       | 1X10W CFL  | 12       | 830.00  |
| IBH1110ES/BC | 1x100W GLS | 12       | 540.00  |



Industrial Bulkhead luminaire IP43 with cast aluminium body, heat resistant glass cover and powder coated wireguard.

|                  |                  |   |         |
|------------------|------------------|---|---------|
| DFBH DD-15/20/25 | 15/20/25W DF CFL | 6 | 1050.00 |
| ICBH-DD26EB      | 1X26W 4 Pin CFL  | 6 | 1920.00 |



Decorative industrial IP54 bulkhead with deep drawn CRCA powder coated body and opal acrylic diffuser.

|                 |              |   |         |
|-----------------|--------------|---|---------|
| IBH1107IH/SV/WI | 70W HPSV T/E | 4 | 3650.00 |
| IBH1107IH/MH    | 70W MH(E)    | 4 | 3770.00 |
| MHBH1107IH      | 70W MH(DE)   | 4 | 3910.00 |




Industrial Bulkhead IP54 luminaire with diecast aluminium body, heat resistant patterned glass cover, MS galvanised wireguard and cable gland.

|              |             |   |         |
|--------------|-------------|---|---------|
| LMHA1107IH   | 70W MH(DE)  | 2 | 3960.00 |
| LMHA1115IH   | 150W MH(DE) | 2 | 4590.00 |
| LMA1108IH/BC | 80W HPMV(E) | 2 | 3400.00 |
| LMA1112IH/BC | 125WHPMV(E) | 2 | 3540.00 |
| LSA1107IH/WI | 70W HPSV(E) | 2 | 3670.00 |
| LSA1107IH/MH | 70W MH(E)   | 2 | 3730.00 |



Industrial Low Bay luminaire with CRCA MS housing in stove enameled white and toughened heat resistant glass cover.


## INDUSTRIAL NON INTEGRAL WELLGLASS LUMINAIRES

| FIXTURE + ACCESSORY   | ORDERING CODE           | LAMP TYPE      | ALP (₹)              |
|---|-------------------------|----------------|----------------------|
|  | IWV1208BC + CG1308M     | IWV1208BCIH-DD | 80W HPMV(E) 3320.00  |
|   | IWV1208BC + CG1308M(CA) | IWV1208BCIH-CA | 80W HPMV(E) 3710.00  |
|   | IWV1208ES + CG1308M     | IWV1208ESIH-DD | 80W HPMV 3320.00     |
|   | WV1208ES + CG1308M(CA)  | IWV1208ESIH-CA | 80W HPMV 3710.00     |
|   | IWV1212BC + CG1312M     | IWV1212BCIH-DD | 125WHPMV(E) 3380.00  |
|   | IWV1212BC + CG1312M(CA) | IWV1212BCIH-CA | 125WHPMV(E) 3790.00  |
|   | IWV1212ES + CG1312M     | IWV1212ESIH-DD | 125W HPMV(E) 3380.00 |
|   | IWV1212ES + CG1312M(CA) | IWV1212ESIH-CA | 125W HPMV(E) 3790.00 |
|   | IWV1608BC + CG1308M     | IWV1608BCIH-DD | 80W HPMV 3720.00     |
|   | IWV1608ES + CG1308M     | IWV1608ESIH-DD | 80W HPMV 3780.00     |
|   | IWV1608BC + CG1308M(CA) | IWV1608BCIH-CA | 80W HPMV 4100.00     |
|   | IWV1608ES + CG1308M(CA) | IWV1608ESIH-CA | 80W HPMV 4170.00     |
|   | IWV1612BC + CG1312M     | IWV1612BCIH-DD | 125WHPMV(E) 3890.00  |
|   | IWV1612ES + CG1312M     | IWV1612ESIH-DD | 125WHPMV(E) 3900.00  |
|   | IWV1612BC + CG1312M(CA) | IWV1612BCIH-CA | 125WHPMV(E) 4200.00  |
|   | IWV1612ES + CG1312M(CA) | IWV1612ESIH-CA | 125WHPMV(E) 4200.00  |

Non Integral industrial High bay luminaire which is to be used as combination with accessory only.

|  |                          |                 |                      |
|--|--------------------------|-----------------|----------------------|
|  | SWV1207ES + CG1307S-5    | SWV1207IH-5DD   | 70W HPSV(E) 3530.00  |
|  | SWV1207ES + CG1307S-30   | SWV1207SIH-30DD | 70W HPSV(E) 3730.00  |
|  | SWV1207ES + CG1307SCA-5  | SWV1207SIH-5CA  | 70W HPSV(E) 4100.00  |
|  | SWV1207ES + CG1307SCA-30 | SWV1207SIH-30CA | 70W HPSV(E) 4300.00  |
|  | SWV1315 + CG1215S-5      | SWV1315SIH-5DD  | 150W HPSV(E) 4880.00 |
|  | SWV1315 + CG1215S-30     | SWV1315SIH-30DD | 150W HPSV(E) 5080.00 |
|  | SWV1315 + CG1315SCA-5    | SWV1315SIH-5CA  | 150W HPSV(E) 5740.00 |
|  | SWV1315 + CG1315SCA-30   | SWV1315SIH-30CA | 150W HPSV(E) 5940.00 |
|  | MHWV1207 + CG1307MH-5    | MHWV1207IH-5DD  | 70W MH(E) On Request |
|  | MHWV1207 + CG1307MH-30   | MHWV1207IH-30DD | 70W MH(E) On Request |
|  | MHWV1207 + CG1307MHCA-5  | MHWV1207IH-5CA  | 70W MH(E) On Request |
|  | MHWV1207 + CG1307MHCA-30 | MHWV1207IH-30CA | 70W MH(E) On Request |

Non integral industrial dust proof wellglass luminaire with pressure die cast aluminium housing in hammertone grey finish fitted with clear glass cover and wire guard which is to be used as combination with accessory only.

| FIXTURE + ACCESSORY   | ORDERING CODE          | LAMP TYPE         | ALP (₹)    |
|---|------------------------|-------------------|------------|
|  | MHVV1315+CG1215MH-5    | MHVV1315MHIH-5DD  | 150W MH(E) |
|   | MHVV1315+CG1215MH-30   | MHVV1315MHIH-30DD | 150W MH(E) |
|   | MHVV1315+CG1315MHCA-5  | MHVV1315MHIH-5CA  | 150W MH(E) |
|   | MHVV1315+CG1315MHCA-30 | MHVV1315MHIH-30CA | 150W MH(E) |


Non integral wellglass luminaire comprise of die cast canopy, glass, wire guard, reflector, optional which is to be used as combination with accessory only.

|   |                        |                 |           |
|---|------------------------|-----------------|-----------|
|  | MHVV1607+CG1307MH-5    | MHVV1607IH-5DD  | 70W MH(E) |
|   | MHVV1607+CG1307MH-30   | MHVV1607IH-30DD | 70W MH(E) |
|   | MHVV1607+CG1307MHCA-5  | MHVV1607IH-5CA  | 70W MH(E) |
|   | MHVV1607+CG1307MHCA-30 | MHVV1607IH-30CA | 70W MH(E) |

Non integral wellglass luminaire comprise of die cast canopy, glass, wire guard, reflector, optional which is to be used as combination with accessory only.

|   |                         |                    |              |         |
|---|-------------------------|--------------------|--------------|---------|
|  | IWV1725/TG+CG1225M      | IWV1725IH/TG-DD    | 250W HPMV(E) | 7690.00 |
|   | IWV1725/TG+CG1325M(CA)  | IWV1725IH/TG-CA    | 250W HPMV(E) | 8950.00 |
|   | SWV1725/TG+CG1225S-5    | SWV1725SIH/TG-5DD  | 250W HPSV(E) | 8620.00 |
|   | SWV1725/TG+CG1225S-30   | SWV1725SIH/TG-30DD | 250W HPSV(E) | 8820.00 |
|   | SWV1725/TG+CG1325SCA-5  | SWV1725SIH/TG-5CA  | 250W HPSV(E) | 9460.00 |
|   | SWV1725/TG+CG1325SCA-30 | SWV1725SIH/TG-30CA | 250W HPSV(E) | 9660.00 |

Non integral industrial wellglass luminaire made of pressure die cast aluminium housing in grey finish, fitted with clear toughened glass cover and wireguard with accessory only.

|   |                      |                 |             |         |
|---|----------------------|-----------------|-------------|---------|
|  | SWV1607+CG1307S-5    | SWV1607SIH-5DD  | 70W HPSV(E) | 4065.00 |
|   | SWV1607+CG1307S-30   | SWV1607SIH-30DD | 70W HPSV(E) | 4265.00 |
|   | SWV1607+CG1307SCA-5  | SWV1607SIH-5CA  | 70W HPSV(E) | 4635.00 |
|   | SWV1607+CG1307SCA-30 | SWV1607SIH-30CA | 70W HPSV(E) | 4835.00 |

Non Integral industrial wellglass luminaire with top mounted integral control gear box. Pressure die cast aluminium housing in grey finish fitted with clear glass cover and wireguard with accessory only.

CASE LOT : 6 Nos.



## INDUSTRIAL NON INTEGRAL HIGH BAY LUMINAIRES



| FIXTURE + ACCESSORY       | ORDERING CODE     | LAMP TYPE    | ALP (₹)    |
|---------------------------|-------------------|--------------|------------|
| IHB1125 + CG1225M         | IHB1125MIH-DD     | 250W HPMV    | 5920.00    |
| IHB1125/P + CG1225M       | IHB1125MIH/P-DD   | 250W HPMV    | 7525.00    |
| IHB1140 + CG1240M         | IHB1140MIH-DD     | 400W HPMV    | 6930.00    |
| IHB1140/P + CG1240M       | IHB1140MIH/P-DD   | 400W HPMV    | 8915.00    |
| IHB1140/P + CG1340M(CA)   | IHB1140MIH/P-CA   | 400W HPMV    | 9180.00    |
| SHB1115 + CG1215S-5       | SHB1115SIH-5DD    | 150W HPSV(E) | On Request |
| SHB1115 + CG1215S-30      | SHB1115SIH-30DD   | 150W HPSV(E) | On Request |
| SHB1115 + CG1315SCA-5     | SHB1115SIH-5CA    | 150W HPSV(E) | On Request |
| SHB1115 + CG1315SCA-30    | SHB1115SIH-30CA   | 150W HPSV(E) | On Request |
| SHB1115/P + CG1215S-5     | SHB1115SIH/P-5DD  | 150W HPSV(E) | On Request |
| SHB1115/P + CG1215S-30    | SHB1115SIH/P-30DD | 150W HPSV(E) | On Request |
| SHB1115/P + CG1315SCA-5   | SHB1115SIH/P-5CA  | 150W HPSV(E) | On Request |
| SHB1115/P + CG1315SCA-30  | SHB1115SIH/P-30CA | 150W HPSV(E) | On Request |
| SHB1125 + CG1225S-5       | SHB1125SIH-5DD    | 250W HPSV(E) | On Request |
| SHB1125 + CG1225S-30      | SHB1125SIH-30DD   | 250W HPSV(E) | On Request |
| SHB1125 + CG1325SCA-5     | SHB1125SIH-5CA    | 250W HPSV(E) | On Request |
| SHB1125 + CG1325SCA-30    | SHB1125SIH-30CA   | 250W HPSV(E) | On Request |
| SHB1125/P + CG1225S-5     | SHB1125SIH/P-5DD  | 250W HPSV(E) | On Request |
| SHB1125/P + CG1225S-30    | SHB1125SIH/P-30DD | 250W HPSV(E) | On Request |
| SHB1125/P + CG1325SCA-5   | SHB1125SIH/P-5CA  | 250W HPSV(E) | On Request |
| SHB1125/P + CG1325SCA-30  | SHB1125SIH/P-30CA | 250W HPSV(E) | On Request |
| SHB1140 + CG1340S-5       | SHB1140SIH-5DD    | 400W HPSV(E) | On Request |
| SHB1140 + CG1340S-30      | SHB1140SIH-30DD   | 400W HPSV(E) | On Request |
| SHB1140 + CG1240SCA-5     | SHB1140SIH-5CA    | 400W HPSV(E) | On Request |
| SHB1140 + CG1240SCA-30    | SHB1140SIH-30CA   | 400W HPSV(E) | On Request |
| SHB1140/P + CG1340S-5     | SHB1140SIH/P-5DD  | 400W HPSV(E) | On Request |
| SHB1140/P + CG1340S-30    | SHB1140SIH/P-30DD | 400W HPSV(E) | On Request |
| SHB1140/P + CG1240SCA-5   | SHB1140SIH/P-5CA  | 400W HPSV(E) | On Request |
| SHB1140/P + CG1240SCA-30  | SHB1140SIH/P-30CA | 400W HPSV(E) | On Request |
| SHB1140/P + CG1340MH-5    | MHB1140MHIH/P-5DD | 400W HPSV(E) | On Request |
| MHB1115/P + CG1215MH-5    | MHB1115SIH/P-5DD  | 150W MH(E)   | On Request |
| MHB1125/P + CG1225MH-5    | MHB1125SIH/P-5DD  | 250W MH(E)   | On Request |
| MHB1115/P + CG1215MH-30   | MHB1115SIH/P-30DD | 150W MH(E)   | On Request |
| MHB1125/P + CG1225MH-30   | MHB1125SIH/P-30DD | 250W MH(E)   | On Request |
| MHB1140/P + CG1340MH-30   | MHB1140SIH/P-30DD | 400W MH(E)   | On Request |
| MHB1115/P + CG1315MHCA-5  | MHB1115SIH/P-5CA  | 150W MH(E)   | On Request |
| MHB1125/P + CG1325MHCA-5  | MHB1125SIH/P-5CA  | 250W MH(E)   | On Request |
| MHB1140/P + CG1240MHCA-5  | MHB1140SIH/P-5CA  | 400W MH(E)   | On Request |
| MHB1115/P + CG1315MHCA-30 | MHB1115SIH/P-30CA | 150W MH(E)   | On Request |
| MHB1125/P + CG1325MHCA-30 | MHB1125SIH/P-30CA | 250W MH(E)   | On Request |
| MHB1140/P + CG1240MHCA-30 | MHB1140SIH/P-30CA | 400W MH(E)   | On Request |

Non Integral industrial High bay luminaire which is to be used as combination with accessory only.

CASE LOT : 8 Nos.

## INDUSTRIAL NON INTEGRAL MEDIUM BAY LUMINAIRES



| FIXTURE + ACCESSORY       | ORDERING CODE     | LAMP TYPE    | ALP (₹)    |
|---------------------------|-------------------|--------------|------------|
| IMB1125 + CG1225M         | IMB1125MIH-DD     | 250W HPMV(E) | 6050.00    |
| IMB1140 + CG1240M         | IMB1140MIH-DD     | 400W HPMV(E) | 8200.00    |
| IMB1140/P + CG1240M       | IMB1140MIH/P-DD   | 400W HPMV(E) | 8290.00    |
| IMB1125/P + CG1225M       | IMB1125MIH/P-DD   | 250W HPMV(E) | 7525.00    |
| SMB1115 + CG1215S-5       | SMB1115SIH-5DD    | 150W HPSV(E) | 5570.00    |
| SMB1115 + CG1215S-30      | SMB1115SIH-30DD   | 150W HPSV(E) | 5770.00    |
| SMB1115 + CG1315SCA-5     | SMB1115SIH-5CA    | 150W HPSV(E) | 6930.00    |
| SMB1115 + CG1315SCA-30    | SMB1115SIH-30CA   | 150W HPSV(E) | 6630.00    |
| SMB1115/P + CG1215S-5     | SMB1115SIH/P-5DD  | 150W HPSV(E) | 6750.00    |
| SMB1115/P + CG1215S-30    | SMB1115SIH/P-30DD | 150W HPSV(E) | 6950.00    |
| SMB1115/P + CG1315SCA-5   | SMB1115SIH/P-5CA  | 150W HPSV(E) | 7610.00    |
| SMB1115/P + CG1315SCA-30  | SMB1115SIH/P-30CA | 150W HPSV(E) | 7810.00    |
| SMB1125 + CG1225S-5       | SMB1125SIH-5DD    | 250W HPSV(E) | 6780.00    |
| SMB1125 + CG1225S-30      | SMB1125SIH-30DD   | 250W HPSV(E) | 6980.00    |
| SMB1125 + CG1325SCA-5     | SMB1125SIH-5CA    | 250W HPSV(E) | 7620.00    |
| SMB1125 + CG1325SCA-30    | SMB1125SIH-30CA   | 250W HPSV(E) | 7820.00    |
| SMB1125/P + CG1225S-5     | SMB1125SIH/P-5DD  | 250W HPSV(E) | 8260.00    |
| SMB1125/P + CG1225S-30    | SMB1125SIH/P-30DD | 250W HPSV(E) | 8960.00    |
| SMB1125/P + CG1325SCA-5   | SMB1125SIH/P-5CA  | 250W HPSV(E) | 9100.00    |
| SMB1125/P + CG1325SCA-30  | SMB1125SIH/P-30CA | 250W HPSV(E) | 9300.00    |
| SMB1140 + CG1340S-5       | SMB1140SIH-5DD    | 400W HPSV(E) | 8250.00    |
| SMB1140 + CG1340S-30      | SMB1140SIH-30DD   | 400W HPSV(E) | 8550.00    |
| SMB1140 + CG1240SCA-5     | SMB1140SIH-5CA    | 400W HPSV(E) | 9240.00    |
| SMB1140 + CG1240SCA-30    | SMB1140SIH-30CA   | 400W HPSV(E) | 9440.00    |
| MMB1115/P + CG1215MH-5    | MMB1115SIH/P-5DD  | 150W MH      | On Request |
| MMB1125/P + CG1225MH-5    | MMB1125SIH/P-5DD  | 250W MH      | On Request |
| MMB1115/P + CG1215MH-30   | MMB1115SIH/P-30DD | 150W MH      | On Request |
| MMB1125/P + CG1225MH-30   | MMB1125SIH/P-30DD | 250W MH      | On Request |
| MMB1115/P + CG1315MHCA-5  | MMB1115SIH/P-5CA  | 150W MH      | On Request |
| MMB1125/P + CG1325MHCA-5  | MMB1125SIH/P-5CA  | 250W MH      | On Request |
| MMB1115/P + CG1315MHCA-30 | MMB1115SIH/P-30CA | 150W MH      | On Request |
| MMB1125/P + CG1325MHCA-30 | MMB1125SIH/P-30CA | 250W MH      | On Request |
| IMB1140 + CG1240M         | IMB1140MIH-DD     | 400W MH      | On Request |
| IHB1125/P + CG1225M       | IMB1125MIH/P-DD   | 250W MH      | On Request |


Non Integral industrial Medium bay luminaire which is to be used as combination with accessory only.

CASE LOT : 8 Nos.

## INDUSTRIAL INTEGRAL WELLGLASS LUMINAIRES

| CAT REF.  | LAMP TYPE    | CASE LOT    | ALP (₹) |
|---|--------------|-------------|---------|
|  | IWV1508IH/BC | 80W HPMV    | 6       |
|   | IWV1512IH/BC | 125W HPMV   | 6       |
|   | SWV1507IH/WI | 70W HPSV(E) | 6       |
|   | MHWV1507IH   | 70MH (E)    | 6       |

Integral industrial wellglass luminaire with side mounted integral control gear box.  
Pressure die cast aluminium housing in grey finish fitted with clear glass cover and wireguard.

|   |               |             |   |
|---|---------------|-------------|---|
|  | IWV1608IH/BC  | 80W HPMV    | 6 |
|   | IWV1608IH/ES  | 80W HPMV    | 6 |
|   | SWV1607IH/WI  | 70W HPSV(E) | 6 |
|   | SWVN1607IH/WI | 70W HPSV(E) | 6 |
|   | IWVN1608IH/BC | 80W HPMV    | 6 |
|   | IWVN1608IH/ES | 80W HPMV    | 6 |

Integral industrial wellglass luminaire with top mounted integral control gear box.  
Pressure die cast aluminium housing in grey finish fitted with clear glass cover and wireguard

|   |              |              |   |
|---|--------------|--------------|---|
|  | IWV1712IH/ES | 125W HPMV    | 6 |
|   | IWV1712IH/BC | 125W HPMV    | 6 |
|   | SWV1715IH    | 150W HPSV(E) | 6 |
|   | MHWV1707IH   | 70MH(E)      | 6 |
|   | MHWV1715IH   | 150MH(E)     | 6 |

Integral industrial IP65 wellglass luminaire with pressure die cast aluminium housing in grey finish, fitted with clear glass cover and wire guard. IP66 available on request.

## INDUSTRIAL INTEGRAL WELLGLASS LUMINAIRES

| CAT REF.     | LAMP TYPE       | CASE LOT | ALP (₹) |
|--------------|-----------------|----------|---------|
| CWV17218     | 2X18W CFL       | 6        | 2890.00 |
| CWV17218EB   | 2X18W 4 Pin CFL | 6        | 3200.00 |
| CWV17126EB   | 1X26W 4 Pin CFL | 6        | 2840.00 |
| CWV17226EB   | 2X26W 4 Pin CFL | 6        | 3300.00 |
| CWV1745ES/BC | 1X45W DF-CFL    | 6        | 2500.00 |
| CWV1765ES/BC | 1X65W DF-CFL    | 6        | 2500.00 |



Integral industrial wellglass luminaire suitable for CFL. Housing made from pressure die cast aluminium housing in grey finish fitted with clear glass cover and wireguard.

|                 |           |   |         |
|-----------------|-----------|---|---------|
| IWV1825IH/ES/TG | 250W HPMV | 6 | 9150.00 |
| SWV1815IH       | 150W HPSV | 6 | 7110.00 |
| SWV1825IH/TG    | 250W HPSV | 6 | 9840.00 |
| MHV1815IH       | 150W MH   | 6 | 7110.00 |
| MHV1825IH/TG    | 250W MH   | 6 | 9840.00 |



Integral industrial wellglass luminaire comprises of single housing die cast canopy for lamp compartment and control gear compartment fitted with clear glass cover and wire guard.



## INDUSTRIAL INTEGRAL HIGH BAY

|                                  |   |   |            |
|----------------------------------|---|---|------------|
| YES SHOW 600 #                   | (*Please order Semi Refractor, Lens and Gear Tray separately) |   |            |
| CG YES SHOW-59154                | 250W HPSV/MH-E  | 1 | On Request |
| CGYESSHOW-59266 (Housing)        |   |   |            |
| GT25S-YESSHOE (Gear Tray)        |   |   | *          |
| GT25MH-YESSHOW (Gear Tray)       |   |   | *          |
| CGYESSHOW-60585 (Lens/Glass)     |   |   | *          |
| CGYESSHOW-60563 (Semi Refractor) |   |   | *          |
| CG YES SHOW-59157                | 400W HPSV/MH-E  | 1 | On Request |
| CGYESSHOW-59266 (Housing)        |   |   |            |
| GT40S-YESSHOW (Gear Tray)        |   |   | *          |
| GT40MH-YESSHOW (Gear Tray)       |   |   | *          |
| CGYESSHOW-60585 (Lens/Glass)     |   |   | *          |
| CGYESSHOW-60563 (Semi Refractor) |   |   | *          |



Aesthetically appealing high end luminaire with semirefractor optics (part high purity aluminium reflector and part polycarbonate refractor) suitable for highbay applications in shopping malls, sports courts, etc.

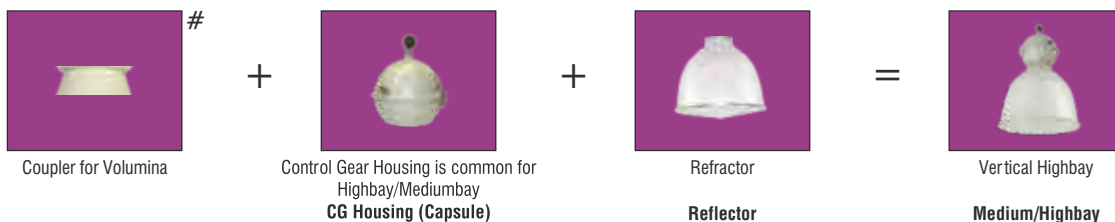
|                     |                                      |   |            |
|---------------------|--------------------------------------|---|------------|
| YES TECH SAFE #     | (*Please order Gear Tray separately) |   |            |
| CG YES 1TS-50169/25 | 50W & Halogen 150W E2                | 1 | On request |




Especially designed for commercial and industrial applications. The luminaire has an inbuilt electronic switch device capable of lighting an auxiliary Halogen lamp in case of mains power failure. Similarly the halogen lamp switches off once the discharge lamp switches on fully.

# Please contact local CROMPTON representative for price details. Normal policy not applicable.

## INDUSTRIAL INTEGRAL HIGH BAY / MEDIUM BAY / LOW BAY LUMINAIRES




|   | CAT REF.    | ALP (₹) | CAT REF. | ALP (₹)  | CAT REF.  | ALP (₹)  |
|---|-------------|---------|----------|----------|-----------|----------|
|  | SHB1307IH/C | 3100.00 | RFR07/P  | 3250.00  | SRF07IH/P | 6350.00  |
|   | MHB1307IH/C | 3340.00 | RFR07/P  | 3250.00  | MRF07IH/P | 6590.00  |
|   | SHB1315IH/C | 3940.00 | RFR07/P  | 3250.00  | SRF15IH/P | 7190.00  |
|   | MHB1315IH/C | 4090.00 | RFR25/P  | 5390.00  | MRF15IH/P | 9480.00  |
|   | SHB1340H/C* | 3360.00 | RFR40/P  | 10300.00 | SRF40IH/P | 13660.00 |
|   | MHB1340H/C* | 3360.00 | RFR40/P  | 10300.00 | MRF40IH/P | 13660.00 |



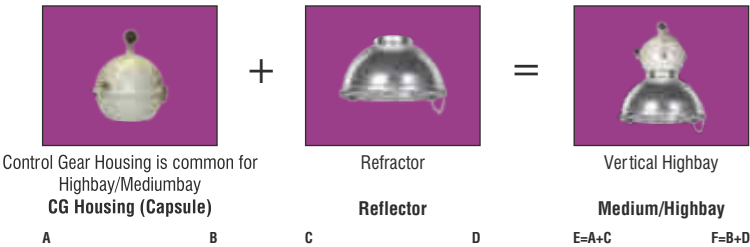
|             |         |         |         |           |          |
|-------------|---------|---------|---------|-----------|----------|
| SHB1325IH/C | 5110.00 | RFR25/P | 5390.00 | SRF25IH/P | 10500.00 |
| MHB1325IH/C | 5200.00 | RFR25/P | 5390.00 | MRF25IH/P | 10590.00 |

Volumina-decorative refractor highbay luminaire. (\*For 400W HPSV & MH version, ballast price is not included in ALP. Please order ballast separately).

**# Coupler to be ordered separately along with the fixture.**

|   | CAT REF.                    | LAMP TYPE                      | CASE LOT | ALP (₹) |
|---|-----------------------------|--------------------------------|----------|---------|
|  | <b>COUPLER FOR VOLUMINA</b> |                                |          |         |
|   | S0438001                    | 70W HPSV, 70/150W MH           | -        | 210.00  |
|   | S0438002                    | 150W HPSV,<br>250/400W HPSV/MH | -        | 230.00  |

INDUSTRIAL INTEGRAL HIGH BAY / MEDIUM BAY / LOW BAY LUMINAIRES



| CAT REF.             | ALP (₹) | CAT REF. | ALP (₹) | CAT REF.       | ALP (₹) |
|----------------------|---------|----------|---------|----------------|---------|
| <b>Open Type</b>     |         |          |         |                |         |
| SHB1307IH/C          | 3100.00 | MBRA15   | 980.00  | SMB1307IH      | 4080.00 |
| <b>Enclosed Type</b> |         |          |         |                |         |
| SHB1307IH/C          | 3100.00 | MBRP15   | 2080.00 | SMB1307IH/P    | 5180.00 |
| MHB1307IH/C          | 3340.00 | MBRP15   | 2080.00 | MMB1307IH/P    | 5420.00 |
| MHB1315IHE27/C       | 4090.00 | MBRP15   | 2080.00 | MMB1315IHE27/P | 6170.00 |

Industrial low bay luminaire with die cast aluminium housing and spun aluminium open/enclosed reflector.  
Note: MBRA are anodised aluminium reflectors. MBRP are totally enclosed aluminum reflectors with gasket & glass visor. IP54

|  |         |      |         |           |         |
|--|---------|------|---------|-----------|---------|
| <b>INDUSTRIAL MEDIUM BAY LUMINAIRE (OPEN TYPE)</b> |         |      |         |           |         |
| IHB1325IH/C  | 4460.00 | MBRA | 1510.00 | IMB1325IH | 5970.00 |
| IHB1340IH/C  | 5330.00 | MBRA | 1510.00 | IMB1340IH | 6840.00 |
| SHB1315IH/C  | 3940.00 | MBRA | 1510.00 | SMB1315IH | 5450.00 |
| SHB1325IH/C  | 5110.00 | MBRA | 1510.00 | SMB1325IH | 6620.00 |

Industrial mediumbay luminaire with die cast aluminium housing and spun aluminium open reflector.

|   |         |         |         |           |         |
|---|---------|---------|---------|-----------|---------|
| <b>INDUSTRIAL HIGHBAY LUMINAIRE (OPEN TYPE)</b> |         |         |         |           |         |
| IHB1325IH/C                                     | 4460.00 | HBRA    | 1440.00 | IHB1325IH | 5900.00 |
| IHB1340IH/C                                     | 5330.00 | HBRA 40 | 1520.00 | IHB1340IH | 6850.00 |
| SHB1315IH/C                                     | 3940.00 | HBRA    | 1440.00 | SHB1315IH | 5380.00 |
| SHB1325IH/C                                     | 5110.00 | HBRA    | 1440.00 | SHB1325IH | 6550.00 |

|             |         |        |         |          |         |
|-------------|---------|--------|---------|----------|---------|
| SHB1340H/C* | 3360.00 | HBRA40 | 1520.00 | SHB1340H | 4880.00 |
|-------------|---------|--------|---------|----------|---------|

Industrial Highbay luminaire with die cast aluminium housing and spun aluminium open reflector.  
\*For SHB1340H/C Ballast to be ordered separately, ballast not included in ALP

| CAT REF.   | ALP (₹) | CAT REF. | ALP (₹) | CAT REF.    | ALP (₹) |
|--|---------|----------|---------|-------------|---------|
| <b>INDUSTRIAL HIGHBAY LUMINAIRE (TOTALLY ENCLOSED)</b> |         |          |         |             |         |
| IHB1325IH/C  | 4460.00 | HBRP     | 2720.00 | IHB1325IH/P | 7180.00 |
| IHB1340IH/C  | 5330.00 | HBRP40   | 2880.00 | IHB1340IH/P | 8210.00 |
| SHB1315IH/C  | 3940.00 | HBRP     | 2720.00 | SHB1315IH/P | 6660.00 |
| SHB1325IH/C  | 5110.00 | HBRP     | 2720.00 | SHB1325IH   | 7830.00 |
| MHB1325IH/C  | 5200.00 | HBRP     | 2720.00 | MHB1325IH/P | 7920.00 |



|             |         |        |         |            |         |
|-------------|---------|--------|---------|------------|---------|
| SHB1340H/C* | 3360.00 | HBRP40 | 2880.00 | SHB1340H/P | 6240.00 |
| MHB1340H/C* | 3360.00 | HBRP40 | 2880.00 | MHB1340H/P | 6240.00 |

Industrial Highbay luminaire with spun aluminium enclosed reflector (\*For 400W HPSV & MH version, ballast price is not included in ALP Please order ballast separately). IP54

| CAT REF.          | LAMP TYPE        | CASE LOT | ALP (₹) |
|-------------------|------------------|----------|---------|
| DFMBN1145/65/85BC | 45/65/85W DF CFL | 8        | 2470.00 |
| DFMBN1145/65/85ES | 45/65/85W DF CFL | 8        | 2480.00 |



Medium bay luminaire suitable for DF CFL lamp

Note: \*Ballast for 400W HPSV/MH are to be ordered separately as the same are not included in the ALP given above.









**Flameproof & Increased Safety**

## FLAMEPROOF & INCREASED SAFETY LUMINAIRE

|   |  | FIXTURE + ACCESSORY | ORDERING CODE  | LAMP TYPE | ALP (₹)  |
|---|--|---------------------|----------------|-----------|----------|
|  |  | IBFN100 + CGF1108   | IBFN100-08MIH  | 80W HPMV  | 10620.00 |
|   |  | IBFN100 + CGF1112   | IBFN100-12MIH  | 125W HPMV | 10750.00 |
|   |  | IBFN100 + CGF1107MH | IBFN100-07MHIH | 70W MH    | 10890.00 |
|   |  | IBFN100 + CGF1115MH | IBFN100-15MHIH | 150W MH   | 11560.00 |
|   |  | IBFN100 + CGF1107S  | IBFN100-07SIH  | 70W HPSV  | 11880.00 |
|   |  | IBFN100 + CGF1105S  | IBFN100-05SIH  | 50W HPSV  | 12280.00 |


Non Integral Flameproof bulk head luminaire suitable for HID lamp.

CASE LOT : 2 Nos.

|   |                    |               |           |          |
|---|--------------------|---------------|-----------|----------|
|  | FHF500 + CGF1125   | FHF500-25MIH  | 250W HPMV | 33740.00 |
|   | FHF500 + CGF1140   | FHF500-40MIH  | 400W HPMV | 37870.00 |
|   | FHF500 + CGF1115MH | FHF500-15MHIH | 150W MH   | 33370.00 |
|   | FHF500 + CGF1125MH | FHF500-25MHIH | 250W MH   | 34100.00 |
|   | FHF500 + CGF1140MH | FHF500-40MHIH | 400W MH   | 39360.00 |
|   | FHF500 + CGF1115S  | FHF500-15SIH  | 150W HPSV | 33310.00 |
|   | FHF500 + CGF1125S  | FHF500-25SIH  | 250W HPSV | 34100.00 |
|   | FHF500 + CGF1140S  | FHF500-40SIH  | 400W HPSV | 39400.00 |


Non Integral Flameproof of floodlight luminaire suitable for HID, GLS & MLL lamp.

CASE LOT : 1 Nos.

|  |                      |                 |           |          |
|--|----------------------|-----------------|-----------|----------|
|  | FWL200/B + CGF1108   | FWL200/B-08MIH  | 80W HPMV  | 13040.00 |
|  | FWL200/B + CGF1112   | FWL200/B-12MIH  | 125W HPMV | 13170.00 |
|  | FWL200/B + CGF1107MH | FWL200/B-07MHIH | 70W MH    | 13310.00 |
|  | FWL200/B + CGF1115MH | FWL200/B-15MHIH | 150W MH   | 13980.00 |

Non Integral Flameproof of wellglass luminaire.

CASE LOT : 2 Nos.

|   |                       |                |           |          |
|---|-----------------------|----------------|-----------|----------|
|  | FWL12/B + CGF1125     | FWL12/B-25MIH  | 250W HPMV | 14830.00 |
|   | FWL12/B + CGF1115S    | FWL12/B-15SIH  | 150W HPSV | 14400.00 |
|   | FWL12/B + CGF1125S    | FWL12/B-25SIH  | 250W HPSV | 15190.00 |
|   | FWL12/B + CGF1125MH   | FWL12/B-25MHIH | 250W MH   | 15190.00 |
|   | FWL1540MH + CGF1140MH | FWL1540MHIH    | 400W MH   | 26943.00 |
|   | FWL1540S + CGF1140S   | FWL1540SIH     | 400W HPSV | 27029.00 |

Non Integral Flameproof of wellglass luminaire.

CASE LOT : 2 Nos.

## FLAMEPROOF & INCREASED SAFETY LUMINAIRE

| CAT REF.       | WATTAGE   | CASE LOT | ALP (₹) |
|----------------|-----------|----------|---------|
| FWL12/29IH/B   | 2X9W CFL  | 2        | 7260.00 |
| FWL12/213IH/B  | 2X13W CFL | 2        | 7580.00 |
| FWL12/218IH/B  | 2X18W CFL | 2        | 7580.00 |
| FWL 12/226IH/B | 2X26W CFL | 2        | 8010.00 |

Flameproof Well glass luminaire suitable for CFL (pin type) lamp.



|                |           |   |         |
|----------------|-----------|---|---------|
| FWL200/29IH/B  | 2X9W CFL  | 2 | 8320.00 |
| FWL200/213IH/B | 2X13W CFL | 2 | 7040.00 |
| FWL200/218IH/B | 2X18W CFL | 2 | 7040.00 |

Integral Flameproof of Wellglass luminaire with B type of glass suitable for CFL Lamps.



|               |             |   |            |
|---------------|-------------|---|------------|
| FWL1205SIH/B  | 50W HPSV    | 2 | 8000.00    |
| FWL 1315MHIH  | 150W MH     | 2 | On Request |
| FWL1208IH/B   | 80W HPMV    | 2 | 8230.00    |
| FWL1212IH/B   | 125W HPMV   | 2 | 8340.00    |
| FWL1207SIH/B  | 70W HPSV    | 2 | 8450.00    |
| FWL1207MHIH/B | IH/B 70W MH | 2 | 8470.00    |

Integral Flameproof of Wellglass luminaire suitable for HID lamp.



## NON SPARKING AND RESTRICTED BREATHING WELLGLASS

| FIXTURE + ACCESSORY | ORDERING CODE  | LAMP TYPE | ALP (₹)    |
|---------------------|----------------|-----------|------------|
| ISL1120 + CGI1108M  | ISL1120-08MIH  | 80W HPMV  | On Request |
| ISL1120 + CGI1112M  | ISL1120-12MIH  | 125W HPMV | On Request |
| ISL1120 + CGI1107S  | ISL1120-07SIH  | 70W HPSV  | On Request |
| ISL1120 + CGI1107MH | ISL1120-07MHIH | 70W MH    | On Request |

Non integral Flameproof Wellglass luminaire suitable for HID lamp.


CASE LOT : 1 Nos.



|                        |                   |           |          |
|------------------------|-------------------|-----------|----------|
| FWL12/B/HB + CGF1125   | FWL12/B/HB-25MIH  | 250W HPMV | 15940.00 |
| FWL12/B/HB + CGF1115S  | FWL12/B/HB-15SIH  | 150W HPSV | 15510.00 |
| FWL12/B/HB + CGF1125S  | FWL12/B/HB-25SIH  | 250W HPSV | 16300.00 |
| FWL12/B/HB + CGF1125MH | FWL12/B/HB-25MHIH | 250W MH   | 16300.00 |

Non integral Flameproof Wellglass luminaire suitable for HID lamp.

CASE LOT : 1 Nos.



## ACCESSORIES - FLAMEPROOF JUNCTION BOX & CABLE GLAND

| CAT REF.  | LAMP TYPE    | CASE LOT | ALP (₹) |
|-----------|--------------|----------|---------|
| VL/JB/102 | Junction Box | -        | 1560.00 |



Flame proof Junction box. Available with 4 way and 2 way cable entry

|       |             |   |        |
|-------|-------------|---|--------|
| FG001 | Cable gland | - | 620.00 |
|-------|-------------|---|--------|



Flameproof double compression brass cable gland.

| FLAMEPROOF FLUORESCENT LAMP LUMINAIRE. |              |   |          |
|--|--------------|---|----------|
| EXTL140                                | 1X36/40W FTL | 1 | 11650.00 |
| EXTL240                                | 2X36/40W FTL | 2 | 22650.00 |



Can also be offered with electronic ballast less than 33% THD on request

| FLAMEPROOF CLEAN ROOM Ex-d |           |   |          |
|----------------------------|-----------|---|----------|
| FCR414                     | 4X14W T5  | 1 | 25800.00 |
| FCE424                     | 4X24W T5  | 1 | 22650.00 |
| FCR336                     | 3X36W CFL | 1 | 25830.00 |



Flameproof clean Room luminaire suitable for T5 & CFL lamps. Pre-wired with the lamp holders, electronic ballast etc fixed on MS sheet. The luminaire is bottom opening type.

| FLAMEPROOF STREET LIGHT Ex-d |           |   |            |
|------------------------------|-----------|---|------------|
| FSL414                       | 4X14W T5  | 1 | On Request |
| FSL424                       | 4X24W T5  | 1 | On Request |
| FSL336                       | 3X36W CFL | 1 | 24910.00   |



Flameproof Street Light luminaire suitable for T5 & CFL lamps. Pre-wired with the lamp holders, electronic ballast etc fixed on MS sheet. The luminaire is bottom opening type.







Streetlight







STREETLIGHT LUMINAIRES

| CAT REF.                    | LAMP TYPE         | CASE LOT | ALP (₹)  |
|-----------------------------|-------------------|----------|----------|
| ITINERA #                   |                   |          |          |
| CG ITINERA VP-40715         | 250W HPS(T)/MH(T) | 1        | 27500.00 |
| GT25S-ITNERAVP (Gear Tray)  |                   |          | *        |
| GT25MH-ITNERAVP (Gear Tray) |                   |          | *        |
| CG ITINERA VP-40716         | 400W HPV(T)/MH(T) | 1        | 29500.00 |
| GT40S-ITNERAVP (Gear Tray)  |                   |          | *        |
| GT40MH-ITNERAVP (Gear Tray) |                   |          | *        |
| CG ITINERA PC-40731         | 250W HPSV(T)      | 1        | 29500.00 |
| GT25S-ITNERAVP (Gear Tray)  |                   |          | *        |
| GT25MH-ITNERAVP (Gear Tray) |                   |          | *        |

Advanced streetlight luminaire comprising of pressure die cast aluminium housing and high purity electro-polished anodised aluminium reflector, with an option of toughened glass or UV stabilized polycarbonate cover for lamp compartment.



|                             |                      |   |          |
|-----------------------------|----------------------|---|----------|
| MACH 5 WAY #                |                      |   |          |
| CG 5 WAY-35004/25           | 250W HPSV (T)/MH (T) | 1 | 29500.00 |
| GT25S-ITNERAVP (Gear Tray)  |                      |   | *        |
| GT25MH-ITNERAVP (Gear Tray) |                      |   | *        |

Pressure diecast aluminium housing powder coated in silver colour. Toughened front glass is sealed to the cover. High purity electro-polished anodised aluminium reflector system options for excellent opticalcontrol. Ideal for the lighting of outside business areas, public squares, urban routes, parking places and facades.

# Please contact local CROMPTON representative for price details. Normal policy not applicable.



## STREETLIGHT LUMINAIRES

| CAT REF.   | WATTAGE       | CASE LOT | ALP (₹) |
|--|---------------|----------|---------|
| <b>IP66 FOR LAMP COMPARTMENT &amp; IP66 FOR GEAR COMPARTMENT</b> |               |          |         |
| <b>SSGP1215IH09 (COMPLETE)</b>                                   | 150W HPSV (T) |          |         |
| SSGP1215H09  |               | 1        | 9810.00 |
| HDBI15S/MH (BALLAST)   |               | 8        | 1760.00 |
| <b>SSGP1225IH09 (COMPLETE)</b>                                   | 250W HPSV (T) |          |         |
| SSGP1225H09  |               | 1        | 9890.00 |
| HDBI25S/MH (BALLAST)   |               | 4        | 2750.00 |
| <b>MHSGP1215IH09 (COMPLETE)</b>                                  | 150W CDM-TT   |          |         |
| MHSGP1215H09   |               | 1        | 9860.00 |
| HDBI15S/MH (BALLAST)   |               | 8        | 1760.00 |

Pressure die cast aluminium housing. Bright anodised aluminium pot optics reflector.  
Lamp compartment has toughened curved glass cover. Lamp compartment with Ip66 protection.  
CG box with IP66 protection.

|   |                  |   |          |
|---|------------------|---|----------|
| <b>LANDMARK (IP66 for lamp compartment)</b> |                  |   |          |
| SSGP1225H (HOUSING)                         | 250W HPSV/MH (T) | 1 | 13430.00 |
| GT-SSGP1225S (Gear Tray for 250W HPSV)      |                  | 1 | 3830.00  |
| GT-SSGP1225MH (Gear Tray for 250W MH)       |                  | 1 | 3830.00  |
| SSGP1240H (HOUSING)                         | 400W HPSV/MH (T) | 1 | 13500.00 |
| GT-SSGP1240S (Gear Tray for 400W HPSV)      |                  | 1 | 5130.00  |
| GT-SSGP1240MH (Gear Tray for 400W MH)       |                  | 1 | 5130.00  |

Pressure die cast aluminium housing & cover with innovative bright anodised aluminium pot optics. IP66 for lamp compartment.

|                                   |               |   |         |
|-----------------------------------|---------------|---|---------|
| <b>FORTUNER+ (IP66)</b>           |               |   |         |
| <b>SSGP1215IH09/FG (COMPLETE)</b> | 150W HPSV (T) | 1 |         |
| SSGP1215H09/FG                    |               |   | 8930.00 |
| HDBI15S/MH (BALLAST)              |               | 8 | 1760.00 |
| <b>SSGP1225IH09 (COMPLETE)</b>    | 250W HPSV (T) | 1 |         |
| SSGP1225H09                       |               |   | 9010.00 |
| HDBI25S/MH (BALLAST)              |               | 4 | 2750.00 |
| <b>MHSGP1215IH09/FG</b>           | 150W CDM-TT   |   |         |
| MHSGP1215H09/FG                   |               |   | 8980.00 |
| HDBI15S/MH (BALLAST)              |               | 8 | 1760.00 |
| <b>MHSGP1225IH09/FG</b>           | 250W MH (T)   | 1 |         |
| MHSGP1225H09/FG                   |               |   | 9060.00 |
| HDBI25S/MH (Ballast)              |               | 4 | 2750.00 |

Aerodynamically designed single piece pressure die-cast aluminium housing & cover with innovative bright anodised aluminium POT optics lamp compartment has toughened glass cover and complete luminaire with IP66 protection.

## STREETLIGHT LUMINAIRES

| CAT REF.   | WATTAGE       | CASE LOT | ALP (₹) |
|--|---------------|----------|---------|
| <b>CITISVISION - 3 (IP66 for lamp compartment)</b> |               |          |         |
| SSGUN1107IH/G                                      | 70 W HPSV(T)  | 2        | 5370.00 |
| <b>SSGUN15IH/G (COMPLETE)</b>                      | 150W HPSV (T) |          |         |
| SSGUN15H/G   |               | 2        | 6150.00 |
| HDBI15S/MH (BALLAST)                               |               | 8        | 1760.00 |
| <b>SSGUN25IH/G (COMPLETE)</b>                      | 250W HPSV (T) |          |         |
| SSGUN25H/G   |               | 2        | 6230.00 |
| HDBI25S/MH (BALLAST)                               |               | 4        | 2750.00 |
| <b>MHSGUN25IH/G (COMPLETE)</b>                     | 250W MH (T)   |          |         |
| MHSGUN25H/G  |               | 2        | 6280.00 |
| HDBI25S/MH (BALLAST)                               |               | 4        | 2750.00 |
| <b>SSGUN40IH/ (COMPLETE)</b>                       | 400W HPSV (T) |          |         |
| SSGUN40H/G   |               | 2        | 8990.00 |
| HDBI40S/MH (BALLAST)                               |               | 4        | 3990.00 |
| <b>MHSGUN40IH/G (COMPLETE)</b>                     | 400W MH (T)   |          |         |
| MHSGUN40H/G  |               | 2        | 9040.00 |
| HDBI40S/MH (BALLAST)                               |               | 4        | 3990.00 |

Single piece die cast aluminium alloy housing with step POT optics reflector and toughened clear glass cover with frame for lamp compartment.

|   |              |   |         |
|---|--------------|---|---------|
| <b>CHOICE SMALL (IP66 for lamp compartment)</b> |              |   |         |
| SSGT1107IH/G                                    | 70W HPSV(T)  | 1 | 5790.00 |
| <b>SSGT1115IH/G (COMPLETE)</b>                  | 150W HPSV(T) |   |         |
| SSGT1115H/G                                     |              | 1 | 7400.00 |
| HDBI15S/MH (BALLAST)                            |              | 8 | 1760.00 |
| <b>SSGT1125IH/G (COMPLETE)</b>                  | 250W HPSV(T) |   |         |
| SSGT1125H/G                                     |              | 1 | 7480.00 |
| HDBI25S/MH (BALLAST)                            |              | 4 | 2750.00 |
| <b>MHSGT1125IH/G (COMPLETE)</b>                 | 250W MH (T)  |   |         |
| MHSGT1125H/G                                    |              | 1 | 7530.00 |
| HDBI25S/MH (BALLAST)                            |              | 4 | 2750.00 |

Aerodynamically designed Single piece die-cast aluminium housing and cover with innovative bright anodised aluminium staircase optics lamp compartment has toughened flat glass cover and is sealed to give IP66 for lamp compartment. The 150/250W HPSV(T) version of Choice luminaire is available with Power Saver on request. Please add suffix 'PS' to the cat ref.

## STREETLIGHT LUMINAIRES

| CAT REF.                             | WATTAGE       | CASE LOT | ALP (₹) |
|--------------------------------------|---------------|----------|---------|
| <b>CITIVISION - 1 (IP65)</b>         |               |          |         |
| SSGN1107IH/FG                        | 70W HPSV (T)  | 2        | 4260.00 |
| <b>POISSGN1215IH/FG66 (COMPLETE)</b> | 150W HPSV (T) | 2        | 6049.00 |
| <b>SSGN1215IH/FG (COMPLETE)</b>      | 150W HPSV (T) |          |         |
| SSGN1215H/FG                         |               | 2        | 4800.00 |
| HDBI15S/MH (BALLAST)                 |               | 8        | 1760.00 |
| SSGN1225IH/FG                        | 250W HPSV (T) |          | 7730.00 |
| MHSGN1225IH/FG                       | 250W MH (T)   | 1        | 7780.00 |
| <b>SSGN40IH/FG (COMPLETE)</b>        | 400W HPSV (T) |          |         |
| SSGN40H/FG                           |               | 2        | 7840.00 |
| HDBI40S/MH (BALLAST)                 |               | 4        | 3990.0  |
| <b>MHSGN40IH/FG (COMPLETE)</b>       | 400W MH (T)   |          |         |
| MHSGN40H/FG                          |               | 2        | 7890.00 |
| HDBI40S/MH (BALLAST)                 |               | 4        | 3990.00 |

70/150W HPSV(T) versions also available with IP66 degree of protection please add suffix 'IP66' to the cat. ref. Single piece die cast aluminium alloy housing with step POT optics reflector and toughened clear glass cover for lamp & control gear compartment. The 250/400W HPSV(T) version of citivision 1 luminaire is available with Power Saver on request. Please add suffix '/PS' to the cat ref.



|                              |               |   |         |
|------------------------------|---------------|---|---------|
| <b>CITIVISION - 2 (IP65)</b> |               |   |         |
| SSGN1315H/FG                 | 150W HPSV (T) | 2 | 3790.00 |
| SSGN1325H/FG                 | 250W HPSV (T) | 2 | 4290.00 |


Single piece die cast aluminium alloy housing with POT optics reflector and toughened clear glass cover for lamp & control gear compartment. Ballast to be purchased separately.




|                                  |                   |   |         |
|----------------------------------|-------------------|---|---------|
| <b>CITIVISION - 1 (IP65)</b>     |                   |   |         |
| <b>SSSG1215IH/FG (COMPLETE)</b>  | 150W HPSV (T)/(E) |   |         |
| SSSG1215H/FG                     |                   | 2 | 4340.00 |
| HDBI15S/MH (BALLAST)             |                   | 8 | 1760.00 |
| <b>SSSG1225IH/FG (COMPLETE)</b>  | 250W HPSV (T)     |   |         |
| SSSG1225H/FG                     |                   | 2 | 4420.00 |
| HDBI25S/MH (BALLAST)             |                   | 4 | 2750.00 |
| <b>MHSSG1225IH/FG (COMPLETE)</b> | 250W MH (T)       | 1 |         |
| MHSSG1225H/FG                    |                   | 2 | 4350.00 |
| HDBI25S/MH (BALLAST)             |                   | 4 | 2750.00 |

Single piece deep drawn aluminium housing with inbuilt POT optics and toughened heat resistant glass cover for lamp and control gear compartment.


## STREETLIGHT LUMINAIRES

| CAT REF.  | WATTAGE              | CASE LOT      | ALP (₹) |
|---|----------------------|---------------|---------|
|  | SSSD15IH (COMPLETE)  | 150W HPSV(E)  |         |
|   | SSSD15H              | 2             | 4700.00 |
|   | HDBI15S/MH (BALLST)  | 8             | 1760.00 |
|   | SSSD25IH (COMPLETE)  | 250W HPSV (E) |         |
|   | SSSD25H              | 2             | 4780.00 |
|   | HDBI25S/MH (BALLAST) | 4             | 2760.00 |


Single piece sheet aluminium housing with cast aluminium pipe mounting arrangement.  
IP65 degree of protection.

|   |              |             |   |         |
|---|--------------|-------------|---|---------|
|  | MSS1308IH/BC | 80W HPMV    | 2 | 3820.00 |
|   | MSS1312IH/BC | 125W HPMV   | 2 | 3930.00 |
|   | SSS1307IH/WI | 70W HPSV(E) | 2 | 3910.00 |
|   |              |             |   |         |


Single piece sheet aluminium housing with cast aluminium pipe mounting arrangement.  
IP65 degree of protection.

|   |                      |              |   |         |
|---|----------------------|--------------|---|---------|
|  | SSS1615IH (COMPLETE) | 150W HPSV(E) |   |         |
|   | SSS1615H             |              | 2 | 3700.00 |
|   | HDBI15S/MH (BALLAST) |              | 8 | 1760.00 |
|   |                      |              |   |         |

Single piece sheet aluminium housing with cast aluminium pipe mounting arrangement.  
IP65 degree of protection on request.

|   |                      |               |   |         |
|---|----------------------|---------------|---|---------|
|  | MSS1525IH (COMPLETE) | 250W HPMV     |   |         |
|   | MSS1525H             |               | 2 | 3990.00 |
|   | HDB25M (BALLAST)     |               | 4 | 2360.00 |
|   | SSS1525IH (COMPLETE) | 250W HPSV (E) |   |         |
|   | SSS1525H             |               | 2 | 4350.00 |
|   | HDBI25S/MH (BALLAST) |               | 4 | 2760.00 |

Single piece sheet aluminium housing with cast aluminium pipe mounting arrangement.  
IP65 degree of protection on request.

|   |                              |               |   |         |
|---|------------------------------|---------------|---|---------|
|  | <b>CITIVISION - 2 (IP65)</b> |               |   |         |
|   | SSGN1107IH/WI                | 70W HPSV (T)  | 2 | 4440.00 |
|   | MHSGN1107IH                  | 70W MH(E)     | 2 | 4800.00 |
|   | SSGN1215IH (COMPLETE)        | 150W HPSV(T)  |   |         |
|   | SSGN1215H                    |               | 2 | 4870.00 |
|   | HDBI15S/MH (BALLAST)         |               | 8 | 1760.00 |
|   | SSGN1125IH (COMPLETE)        | 250W HPSV (T) |   |         |
|   | SSGN1125H                    |               | 2 | 5420.00 |
|   | HDBI25S/MH (BALLAST)         |               | 4 | 2750.00 |

Single piece die cast aluminium alloy housing with step POT optics reflector and acrylic cover.  
The 250W HPSV(T) version of citivision 2 luminaire is available with Power Saver on request.  
Please add suffix 'PS' to the cat ref.

Single piece die cast aluminium housing with IP66 degree of protection.

## STREETLIGHT LUMINAIRES

| CAT REF.   | WATTAGE  | CASE LOT | ALP (₹) |
|------------|----------|----------|---------|
| T5SFE28EB  | 1X28W T5 | 6        | 2220.00 |
| T5SFE228EB | 2X28W T5 | 6        | 2570.00 |



FTL streetlight with MS housing in D.A. grey finish and stainless steel toggles.

|                |           |    |         |
|----------------|-----------|----|---------|
| T5SFE1628EB/AL | 1X28W T5  | 10 | 2320.00 |
| SFE1614HSB/AL  | 1X36W FTL | 10 | 2200.00 |
| SFE1614EB/AL   | 1X36W FTL | 10 | 2320.00 |
| SFE1624HSB/AL  | 2X36W FTL | 10 | 2850.00 |



FTL streetlight with aluminium housing in D.A. grey finish. SFE1624HSBN is with MS housing.

### T5 STREETLIGHT (IP65)

|              |          |   |         |
|--------------|----------|---|---------|
| T5SHE11414EB | 4X14W T5 | 1 | 6210.00 |
| T5SH011424EB | 4X24W T5 | 1 | 6860.00 |
| T5SH0224EB   | 2X24W T5 | 6 | 3130.00 |



Deepdrawn aluminium housing in grey finish with clear acrylic and cast aluminium pipe mounting attachment.

Deepdrawn M.S. housing in grey finish with clear acrylic.

### PARAMOUNT

|          |           |    |         |
|----------|-----------|----|---------|
| SCE13211 | 2X11W CFL | 12 | 1680.00 |
| SCE13213 | 2X13W CFL | 12 | 1680.00 |
| SCE13218 | 2X18W CFL | 12 | 1680.00 |



Deep drawn MS housing with epoxy powder coated finish and acrylic cover

|           |              |   |         |
|-----------|--------------|---|---------|
| SCE1320DF | 1X20W CFL-DF | 4 | 1710.00 |
| SCE1325DF | 1X25W CFL-DF | 4 | 1710.00 |
| SCE1335DF | 1X35W CFL-DF | 4 | 1710.00 |



Deep drawn MS housing with epoxy powder coated finish and acrylic cover

## STREETLIGHT LUMINAIRES

| CAT REF.          | WATTAGE            | CASE LOT | ALP (₹) |
|-------------------|--------------------|----------|---------|
| SCEN1345/65/85/ES | 1X45/65/85W CFL-DF | 4        | 1730.00 |



Deep drawn MS housing with epoxy powder coated finish and acrylic cover if required with BC holder, replace suffix 'ES' by 'BC' in the cat.ref (SCEN 1345/65/85/ES)

|            |             |   |         |
|------------|-------------|---|---------|
| SCE13236EB | 2 X 36W CFL | 4 | 3020.00 |
| SCE336EBMS | 3 X 36W CFL | 1 | 6810.00 |



Deep drawn aluminium housing in grey in finish with clear acrylic

### STREET LIGHT FOR CFL-DF

|                |            |   |         |
|----------------|------------|---|---------|
| SSGN1285DF/E40 | 85W CFL-DF | 2 | 4480.00 |
|----------------|------------|---|---------|



Luminaire comprises a die-cast aluminium housing with new generation Staircase precision optics (POT) reflector & acrylic cover. Recommended for illuminating access roads, traffic routes etc.









Landscape

## LANDSCAPE LUMINAIRES

| CAT REF.                       | LAMP TYPE        | CASE LOT | ALP (₹) |
|--------------------------------|------------------|----------|---------|
| <b>LOTUS JUNIOR (INTEGRAL)</b> |                  |          |         |
| SSLJ07IH/WI                    | 70W HPSV (T)/(E) | 4        | 5730.00 |
| MHSLJ07IH                      | 70W MH (E) CLEAR | 4        | 6080.00 |
| MHSLJ07IH/DE                   | 70W MH (DE)      | 4        | 6230.00 |

Decorative post top street light luminaire with sheet aluminium circular canopy finished in bright yellow and clear acrylic cover, ideal for parks, parking lots, road junctions, residential blocks etc.

|                             |                   |   |         |
|-----------------------------|-------------------|---|---------|
| <b>LOTUS (NON INTEGRAL)</b> |                   |   |         |
| SSLT15                      | 150W HPSV (T)/(E) | 4 | 6070.00 |
| SSLT25                      | 250W HPSV (T)/(E) | 4 | 6110.00 |

Decorative post top street light luminaire with sheet aluminium circular canopy and clear acrylic cover. Requires matching control gear box to be ordered separately.

|                              |                   |   |         |
|------------------------------|-------------------|---|---------|
| <b>LOTUS PLUS (INTEGRAL)</b> |                   |   |         |
| SSLT15IH                     | 150W HPSV (T)/(E) | 4 | 8140.00 |
| SSLT25IH                     | 250W HPSV (T)/(E) | 4 | 9360.00 |
| MHLST15IH                    | 150W MH (T)/(E)   | 4 | 8240.00 |
| MHLST25IH                    | 250W MH (T)/(E)   | 4 | 9410.00 |

Decorative post top street light luminaire with sheet aluminium circular canopy and clear acrylic cover.

|                                   |              |   |         |
|-----------------------------------|--------------|---|---------|
| <b>STANDARD POST TOP LANTERNS</b> |              |   |         |
| MPT1212IL/ES                      | 125W HPMV    | 4 | 4000.00 |
| SPT1207IL/WI                      | 70W HPSV (E) | 2 | 4070.00 |

Post top with opal diffuser and spun aluminium canopy finished in powder coated black from outside.

|                            |              |   |         |
|----------------------------|--------------|---|---------|
| <b>FLYING SAUCER SHAPE</b> |              |   |         |
| MPT1212IL/FS/BC            | 125W HPMV    | 4 | 5050.00 |
| SPT1207IL/FS/WI            | 70W HPSV (E) | 4 | 5170.00 |

Post top with opal diffuser and spun aluminium canopy finished in powder coated black from outside.

## LANDSCAPE LUMINAIRES

| CAT REF. | LAMP TYPE | CASE LOT | ALP (₹) |
|----------|-----------|----------|---------|
|----------|-----------|----------|---------|



### SPHERICAL SHAPE

|                 |              |   |         |
|-----------------|--------------|---|---------|
| MPT1112IL/SP/ES | 125W HPMV    | 1 | 5300.00 |
| SPT1107IL/SP/WI | 70W HPSV (E) | 1 | 5380.00 |
| CFPT1145/SP/BC  | 1X45W CFL-DF | 1 | 4020.00 |

Post top with spherical diffuser mounted on cast aluminium capsule.



### BLOW MOULDED DIAMOND SHAPE

|                 |              |   |         |
|-----------------|--------------|---|---------|
| MPT1112IL/BM/ES | 125W HPMV    | 1 | 5380.00 |
| SPT1107IL/BM/WI | 70W HPSV (E) | 1 | 5400.00 |
| CFPT1145/BM/BC  | 1X45W CFL-DF | 1 | 4020.00 |

Post top with diamond shaped opal diffuser mounted on cast aluminium capsule



### MUSHROOM SHAPE

|                 |               |   |         |
|-----------------|---------------|---|---------|
| SPT1107IL/MR/WI | 170W HPSV (E) | 1 | 5370.00 |
| MHPT1107IL/MR   | 70W MH (E)    | 1 | 5430.00 |
| CFPT1145/MR/BC  | 1X45W CFL-DF  | 1 | 4020.00 |

Post top with mushroom shape opal diffuser mounted on cast aluminium capsule.



### POST TOP LANTERN FOR CFL LAMP

|        |           |   |            |
|--------|-----------|---|------------|
| CFPT11 | 1X11W CFL | 4 | On Request |
| CFPT18 | 1X18W CFL | 4 | On Request |

Clear acrylic cover mounted on cast aluminium capsule finished in powder coated black.



### COLONNA

|                      |               |   |         |
|----------------------|---------------|---|---------|
| CFPT211/ ECO         | 2X11W CFL     | 1 | 3360.00 |
| CFPT118/ECO          | 1X18W CFL     | 1 | 3080.00 |
| CFPT218EB/ECO        | 2X18 W CFL    | 1 | 3360.00 |
| CFPT126EB/ECO        | 1X26W CFL     | 1 | 3460.00 |
| CFPT25/35/45/BC/ECO  | 1X25W CFL-DF  | 1 | 2790.00 |
| CFPT25/35/45/BC/ECO  | 1X35W CFL-DF  | 1 | 2790.00 |
| CFPT25/35/45/BC/ ECO | 1X 45W CFL-DF | 1 | 2790.00 |

Moulded plastic capsule which houses ballast, lamp holder etc. Baffles are provided for glare control.

LANDSCAPE LUMINAIRES

| CAT REF.   | LAMP TYPE | CASE LOT | ALP (₹) |
|--|-----------|----------|---------|
| <b>AERIAL</b>  |           |          |         |
| CFBL1518EB   | 18W CFL   | 1        | 6510.00 |
| CFBL1526EB   | 26W CFL   | 1        | 6900.00 |
| Integral bollard with dia cast aluminium with opal polycarbonate diffuser. |           |          |         |

|   |            |   |            |
|---|------------|---|------------|
| CFBMB20BC   | 20W CFL DF | 1 | On Request |
| CFBMB20BC/WM  | 20W CFL DF | 1 | On Request |
| Extruded housing with PC diffuser. Suitable for garden lighting. Wall mounting suitable for passage lighting. |            |   |            |









**Floodlight**



## CG-FAEL LUCE LUMINAIRES

| CAT REF. | LAMP TYPE | CASE LOT | ALP (₹) |
|----------|-----------|----------|---------|
|----------|-----------|----------|---------|



### MACH 3 # (\* Please order Gear tray Separately)

|                     |                  |   |          |
|---------------------|------------------|---|----------|
| <b>Symmetrical</b>  |                  |   |          |
| CG MACH 3-52320     | 150 MH-DE        | 1 | 13000.00 |
| GT15MH-MACH3        | (Gear Tray)      |   | *        |
| <b>Asymmetrical</b> |                  |   |          |
| CG MACH 3-52326     | 150 MH-DE        | 1 | 13000.00 |
| GT15MH-MACH3        | (Gear Tray)      |   | *        |
| <b>Circular</b>     |                  |   |          |
| CG MACH 3-52332     | 150 MH-DE        | 1 | 14200.00 |
| GT15MH-MACH3        | (Gear Tray)      |   | *        |
| CG MACH 3-52335     | 1X150W CDM-T G12 | 1 | 16800.00 |
| GT15MH-MACH3        | (Gear Tray)      |   | *        |

Pressure diecast aluminium housing & frame powder coated in silver colour. High purity pre-anodised aluminium reflector system options for symmetric, asymmetric and circular light distribution.



### MACH 5 # (\* Please order Gear tray Separately)

|                          |                |   |          |
|--------------------------|----------------|---|----------|
| <b>Symmetrical</b>       |                |   |          |
| CG MACH 5-30508          | 250W HPSV/MH-T | 1 | 26000.00 |
| GT25S-MACH5 (Gear Tray)  |                |   | *        |
| GT25MH-MACH5 (Gear Tray) |                |   | *        |
| CG MACH 5-30509          | 400W HPSV/MH-T | 1 | 27500.00 |
| GT40S-MACH5 (Gear Tray)  |                |   | *        |
| GT40MH-MACH5 (Gear Tray) |                |   | *        |
| CG MACH 5-30528          | 250W HPSV/MH-T | 1 | 25600.00 |
| GT25S-MACH5 (Gear Tray)  |                |   | *        |
| GT25MH-MACH5 (Gear Tray) |                |   | *        |
| CG MACH 5-30529          | 400W HPSV/MH-T | 1 | 27500.00 |
| GT40S-MACH5 (Gear Tray)  |                |   | *        |
| GT40MH-MACH5 (Gear Tray) |                |   | *        |



### MACH 5 # (\* Please order Gear tray Separately)

|                          |                |   |          |
|--------------------------|----------------|---|----------|
| <b>Asymmetrical</b>      |                |   |          |
| CG MACH 5-30608          | 250W HPSV/MH-T | 1 | 25600.00 |
| GT25S-MACH5 (Gear Tray)  |                |   | *        |
| GT25MH-MACH5 (Gear Tray) |                |   | *        |
| CG MACH 5-30609          | 400W HPSV/MH-T | 1 | 27500.00 |
| GT40S-MACH5 (Gear Tray)  |                |   | *        |
| GT40MH-MACH5 (Gear Tray) |                |   | *        |
| CG MACH 5-30628          | 250W HPSV/MH-T | 1 | 25600.00 |
| GT25S-MACH5 (Gear Tray)  |                |   | *        |
| GT25MH-MACH5 (Gear Tray) |                |   | *        |
| CG MACH 5-30629          | 400W HPSV/MH-T | 1 | 27500.00 |
| GT40S-MACH5 (Gear Tray)  |                |   | *        |
| GT40MH-MACH5 (Gear Tray) |                |   | *        |

# Please contact local CG representative for price details. Normal policy not applicable.

| CAT REF. | LAMP TYPE | CASE LOT | ALP (₹) |
|----------|-----------|----------|---------|
|----------|-----------|----------|---------|



## MACH 3 # (\* Please order Gear tray Separately)

|                          |                |   |            |
|--------------------------|----------------|---|------------|
| <b>Circular</b>          |                |   |            |
| CG MACH 5-30682          | 250W HPSV/MH-T | 1 | On Request |
| GT25S-MACH5 (Gear Tray)  |                |   | *          |
| GT25MH-MACH5 (Gear Tray) |                |   | *          |
| CG MACH 5-30683          | 400W HPSV/MH-T | 1 | On Request |
| GT40S-MACH5 (Gear Tray)  |                |   | *          |
| GT40MH-MACH5 (Gear Tray) |                |   | *          |

Pressure diecast aluminium housing powder coated in silver colour. Toughened front glass is sealed to the cover. High purity pre-anodised aluminium reflector system options for symmetric, asymmetric and circular light distribution



## LIGHTMASTER 1000 #

|                     |                 |   |            |
|---------------------|-----------------|---|------------|
| <b>Symmetrical</b>  |                 |   |            |
| CG LM 1000-70751    | 1000W Short Arc | 1 | On Request |
| <b>Asymmetrical</b> |                 |   |            |
| CG LM 1000-70761    | 1000W Short Arc | 1 | On Request |
| <b>Circular</b>     |                 |   |            |
| CG LM 1000-70081    | 1000W Short Arc | 1 | On Request |
| CG LM 1000-70083    | 1000W Short Arc | 1 | On Request |
| CG LM 1000-70085    | 1000W Short Arc | 1 | On Request |

Advanced professional sports lighting for sports halls, large indoor sports areas, events and shows in large open areas. Novel design concept, compact die cast aluminium housing, low weight makes it ideal for installation on High masts. High purity pre-anodised aluminium reflector system options for symmetric, asymmetric and circular light distribution are available.



## LIGHTMASTER 2000 # (Non Integral)


|                     |                          |   |            |
|---------------------|--------------------------|---|------------|
| <b>Symmetrical</b>  |                          |   |            |
| CG LM 2000-70002    | 2000W Short Arc          | 1 | On Request |
| CG LM 2000-60303#   | 2000W Short Arc (CG BOX) | 1 | On Request |
| <b>Asymmetrical</b> |                          |   |            |
| CG LM 2000-70031    | 2000W Short Arc          | 1 | On Request |
| CG LM 2000-60303#   | 2000W Short Arc (CG BOX) | 1 | On Request |
| <b>Circular</b>     |                          |   |            |
| CG LM 2000-70061    | 2000W Short Arc          | 1 | On Request |
| CG LM 2000-70063    | 2000W Short Arc          | 1 | On Request |
| CG LM2000-70065     | 2000W Short Arc          | 1 | On Request |
| CG LM2000-60303#    | 2000W Short Arc (CG BOX) | 1 | On Request |

Advanced professional lighting for medium and large stadia with TV recording, sports halls, large indoor sports areas, events and shows in large open areas. Novel design concept, compact die cast aluminium housing, low weight makes it ideal for installation on High masts. High purity pre-anodised aluminium reflector system options for symmetric, asymmetric and circular light distribution are available.

#Note: Requires separate control gear box; to be ordered separately.


# Please contact local CROMPTON representative for price details. Normal policy not applicable.

## NON INTEGRAL FLOODLIGHT LUMINAIRES

|   | FIXTURE + ACCESSORY     | ORDERING CODE      | LAMP TYPE | ALP (₹)  |
|---|-------------------------|--------------------|-----------|----------|
|  | FGP1118 + ICG1225M      | FGP111825MIH-DD    |           | 7590.00  |
|   | FGP1118 + CG1225S-5     | FGP111825SIH-5DD   |           | 8400.00  |
|   | FGP1118 + CG1225MH-5    | FGP111825MHIH-5DD  |           | 8470.00  |
|   | FGP1118 + CG1325M(CA)   | FGP111825MIH-CA    |           | 8400.00  |
|   | FGP1118 + CG1325SCA-5   | FGP111825SIH-5CA   |           | 9240.00  |
|   | FGP1118 + CG1325MHCA-5  | FGP111825MHIH-5CA  |           | 9290.00  |
|   | FGP1118 + CG1325SCA-30  | FGP111825SIH-30CA  |           | 9440.00  |
|   | FGP1118 + CG1325MHCA-30 | FGP111825MHIH-30CA |           | 9490.00  |
|   | FGP1118 + CG1240M       | FGP111840MIH-DD    |           | 8480.00  |
|   | FGP1118 + CG1340S-5     | FGP111840SIH-5DD   |           | 9870.00  |
|   | FGP1118 + CG1340MH-5    | FGP111840MHIH-5DD  |           | 9900.00  |
|   | FGP1118 + CG1340M(CA)   | FGP111840MIH-CA    |           | 9280.00  |
|   | FGP1118 + CG1240SCA-5   | FGP111840SIH-5CA   |           | 10860.00 |
|   | FGP1118 + CG1240MHCA-5  | FGP111840MHIH-5CA  |           | 10910.00 |
|   | FGP1118 + CG1240SCA-30  | FGP111840SIH-30CA  |           | 11060.00 |
|   | FGP1118 + CG1240MHCA-30 | FGP111840MHIH-30CA |           | 11110.00 |

Flood light with spun aluminium reflector.

CASE LOT : 1 No.

|  |                         |                  |  |          |
|--|-------------------------|------------------|--|----------|
|  | FBD1525 + CG1225M       | FBD1525MIH-DD    |  | 10190.00 |
|  | FBD1525 + CG1225S-5     | FBD1525SIH-5DD   |  | 11000.00 |
|  | FBD1525 + CG1225MH-5    | FBD1225MHIH-5DD  |  | 11070.00 |
|  | FBD1525 + CG1325M(CA)   | FBD1525MIH-CA    |  | 11000.00 |
|  | FBD1525 + CG1325SCA-5   | FBD1525SIH-5CA   |  | 11840.00 |
|  | FBD1525 + CG1325MHCA-5  | FBD1225MHIH-5CA  |  | 11890.00 |
|  | FBD1525 + CG1325SCA-30  | FBD1525SIH-30CA  |  | 12040.00 |
|  | FBD1540 + CG1240M       | FBD1540MIH-DD    |  | 11080.00 |
|  | FBD1540 + CG1340S-5     | FBD1540SIH-5DD   |  | 12470.00 |
|  | FBD1540 + CG1340MH-5    | FBD1240MHIH-5DD  |  | 12500.00 |
|  | FBD1540 + CG1340M(CA)   | FBD1540MIH-CA    |  | 11880.00 |
|  | FBD1540 + CG1240SCA-5   | FBD1540SIH-5CA   |  | 13460.00 |
|  | FBD1540 + CG1240MHCA-5  | FBD1240MHIH-5CA  |  | 13510.00 |
|  | FBD1540 + CG1325SCA-30  | FBD1540SIH-30CA  |  | 12040.00 |
|  | FBD1540 + CG1325MHCA-30 | FBD1240MHIH-30CA |  | 12090.00 |

Flood light with spun aluminium reflector.

CASE LOT : 1 No.

## FLOODLIGHT LUMINAIRES

| FIXTURE + ACCESSORY | LAMP TYPE | CASE LOT | ALP (₹) |
|---------------------|-----------|----------|---------|
|---------------------|-----------|----------|---------|



### NON INTEGRAL FLOODLIGHT

|         |                    |   |   |
|---------|--------------------|---|---|
| FBD151K | 1000 W HPSV/MH (T) | 1 | - |
|---------|--------------------|---|---|

Flood light with spun aluminium reflector.

To be used as combination with accessory only.

Ballast to be order separately

| ACCESSORY        | ORDERING CODE   | ALP (₹)  |
|------------------|-----------------|----------|
| CG1KS/MH(CA)/WOB | FBD151KS/MH-WOB | 18500.00 |
|                  | HDB1KW          | 14500.00 |

| FIXTURE + ACCESSORY | LAMP TYPE | CASE LOT | ALP (₹) |
|---------------------|-----------|----------|---------|
|---------------------|-----------|----------|---------|



|         |                    |   |   |
|---------|--------------------|---|---|
| FHD131K | 1000 W HPSV/MH (T) | 1 | - |
|---------|--------------------|---|---|

Flood light with spun aluminium reflector.

To be used as combination with accessory only.

Ballast to be order separately

| ACCESSORY        | ORDERING CODE   | ALP (₹)  |
|------------------|-----------------|----------|
| CG1KS/MH(CA)/WOB | FHD131KS/MH-WOB | 18500.00 |
|                  | HDB1KW          | 14500.00 |

Luminaire comprises a die-cast aluminium housing, bright anodized aluminium reflector and heat resistant & toughened glass cover. To be used with separate control box(es), to be ordered separately.

To be used as combination with accessory only.

| FIXTURE + ACCESSORY | ORDERING CODE | LAMP TYPE | ALP (₹) |
|---------------------|---------------|-----------|---------|
|---------------------|---------------|-----------|---------|



|                         |                    |  |          |
|-------------------------|--------------------|--|----------|
| FAD1314 + CG1225S-5     | FAD131425SIH-5DD   |  | 9290.00  |
| FAD1314 + CG1225MH-5    | FAD131425MHIH-5DD  |  | 9290.00  |
| FAD1314 + CG1225S-30    | FAD131425SIH-30DD  |  | 9490.00  |
| FAD1314 + CG1225MH-30   | FAD131425MHIH-30DD |  | 9560.00  |
| FAD1314 + CG1325SCA-5   | FAD131425SIH-5CA   |  | 10130.00 |
| FAD1314 + CG1325MHCA-5  | FAD131425MHIH-5CA  |  | 10180.00 |
| FAD1314 + CG1325SCA-30  | FAD131425SIH-30CA  |  | 10330.00 |
| FAD1314 + CG1325MHCA-30 | FAD131425MHIH-30CA |  | 10380.00 |
| FAD1314 + CG1340S-5     | FAD131440SIH-5DD   |  | 10760.00 |
| FAD1314 + CG1340MH-5    | FAD131440MHIH-5DD  |  | 10790.00 |
| FAD1314 + CG1340S-30    | FAD131440SIH-30DD  |  | 11060.00 |
| FAD1314 + CG1340MH-30   | FAD131440MHIH-30DD |  | 10990.00 |
| FAD1314 + CG1240SCA-5   | FAD131440SIH-5CA   |  | 11750.00 |
| FAD1314 + CG1240MHCA-5  | FAD131440MHIH-5CA  |  | 11800.00 |
| FAD1314 + CG1240SCA-30  | FAD131440SIH-30CA  |  | 11950.00 |
| FAD1314 + CG1240MHCA-30 | FAD131440MHIH-30CA |  | 12000.00 |

Die cast aluminium housing finish in black powder coated with bright anodised hammered finish reflector.

## NON INTEGRAL FLOODLIGHT



| FIXTURE + ACCESSORY       | ORDERING CODE      | LAMP TYPE | ALP (₹)  |
|---------------------------|--------------------|-----------|----------|
| <b>KORNI - 1 (IP-65)</b>  |                    |           |          |
| FAD141409 + CG1225S-5     | FAD140925SIH-5DD   |           | 9090.00  |
| FAD141409 + CG1225MH-5    | FAD140925MHIH-5DD  |           | 9160.00  |
| FAD141409 + CG1225S-30    | FAD140925SIH-30DD  |           | 9290.00  |
| FAD141409 + CG1225MH-30   | FAD140925MHIH-30DD |           | 9360.00  |
| FAD141409 + CG1325SCA-5   | FAD140925SIH-5CA   |           | 9930.00  |
| FAD141409 + CG1325MHCA-5  | FAD140925MHIH-5CA  |           | 9980.00  |
| FAD141409 + CG1325SCA-30  | FAD140925SIH-30CA  |           | 10130.00 |
| FAD141409 + CG1325MHCA-30 | FAD140925MHIH-30CA |           | 10180.00 |
| FAD141409 + CG1340S-5     | FAD140940SIH-5DD   |           | 10560.00 |
| FAD141409 + CG1340MH-5    | FAD140940MHIH-5DD  |           | 10590.00 |
| FAD141409 + CG1340S-30    | FAD140940SIH-30DD  |           | 10860.00 |
| FAD141409 + CG1340MH-30   | FAD140940MHIH-30DD |           | 10790.00 |
| FAD141409 + CG1240SCA-5   | FAD140940SIH-5CA   |           | 11550.00 |
| FAD141409 + CG1240MHCA-5  | FAD140940MHIH-5CA  |           | 11600.00 |
| FAD141409 + CG1240SCA-30  | FAD140940SIH-30CA  |           | 11750.00 |
| FAD141409 + CG1240MHCA-30 | FAD140940MHIH-30CA |           | 11800.00 |

Pressure die cast aluminium housing finished in black with bright anodised hammered finish aluminium reflector.

CASE LOT : 2 Nos.



|                         |                |  |          |
|-------------------------|----------------|--|----------|
| <b>BEAUTY - (IP-65)</b> |                |  |          |
| FSB25 + CG1225MH-5      | FSB25MHIH-5DD  |  | 11160.00 |
| FSB25 + CG1325MHCA-5    | FSB25MHIH-5CA  |  | 11980.00 |
| FSB25 + CG1225MH-30     | FSB25MHIH-30DD |  | 11360.00 |
| FSB25 + CG1325MHCA-30   | FSB25MHIH-30CA |  | 12180.00 |

Compact floodlight comprising a cast aluminium housing finished in black and lamp compartment having bright anodised specular reflector enclosed in a toughened, heat resistant glass cover.

CASE LOT : 1 No.



## NON INTEGRAL FLOODLIGHT



| FIXTURE + ACCESSORY        | ORDERING CODE     | LAMP TYPE | ALP (₹)  |
|----------------------------|-------------------|-----------|----------|
| <b>TWIN HPSV/MH LAMPS</b>  |                   |           |          |
| FHD1624 + CG12225SDD-5     | FHD16225SIH-5DD   |           | 17220.00 |
| FHD1624 + CG12225MHDD-5    | FHD16225MHIH-5DD  |           | 17320.00 |
| FHD1624 + CG12225SDD-30    | FHD16225SIH-30DD  |           | 17420.00 |
| FHD1624 + CG12225MHDD-30   | FHD16225MHIH-30DD |           | 17520.00 |
| FHD1624 + CG12225S09CA-5   | FHD16225SIH-5CA   |           | 17410.00 |
| FHD1624 + CG12225MH09CA-5  | FHD16225MHIH-5CA  |           | 17410.00 |
| FHD1624 + CG12225S09CA-30  | FHD16225SIH-30CA  |           | 17620.00 |
| FHD1624 + CG12225MH09CA-30 | FHD16225MHIH-30CA |           | 17570.00 |
| FHD1624 + CG12240SDD-5     | FHD16240SIH-5DD   |           | 20050.00 |
| FHD1624 + CG12240MHDD-5    | FHD16240MHIH-5DD  |           | 20150.00 |
| FHD1624 + CG12240SDD-30    | FHD16240SIH-30DD  |           | 20270.00 |
| FHD1624 + CG12240MHDD-30   | FHD16240MHIH-30DD |           | 20350.00 |
| FHD1624 + CG12240S09CA-5   | FHD16240SIH-5CA   |           | 20100.00 |
| FHD1624 + CG12240MH09CA-5  | FHD16240MHIH-5CA  |           | 20100.00 |
| FHD1624 + CG12240S09CA-30  | FHD16240SIH-30CA  |           | 20300.00 |
| FHD1624 + CG12240MH09CA-30 | FHD16240MHIH-30CA |           | 20300.00 |

Luminaire comprises a die-cast aluminium housing, bright anodized faceted aluminium reflector and heat resistant & toughened glass cover.

CASE LOT : 1 No.

| FHD1724   | 2X250/400W HPSV (T) | 1          |
|---|---------------------|------------|
| With bright anodised hammered finish aluminium reflector and toughened heat resistant glass cover. All non-integral flood light luminaires to be used with matching control gear. |                     |            |
| ACCESSORY   | ORDERING CODE       | ALP (₹)    |
| CG17240SMHCA-WOB-5  | FHD17240SMHWOB5CA   | 12500.00   |
| CG17240SCA-WOB-30   | FHD17240SWOB30CA    | 13900.00   |
| CG17240MHCA-WOB-30  | FHD17240MHWOB30CA   | 13900.00   |
| CG17225SMHCA-WOB-5  | FHD17225SMHWOB5CA   | On Request |
| CG17225SCA-WOB-30   | FHD17225SWOB30CA    | On Request |
| CG17225MHCA-WOB-30  | FHD17225MHWOB30CA   | On Request |

## FLOODLIGHT LUMINAIRES

| CAT REF.                               | LAMP TYPE    | CASE LOT | ALP (₹) |
|--|--------------|----------|---------|
| <b>CUTY - Ip65 INTEGRAL FLOODLIGHT</b> |              |          |         |
| FAD1407IH                              | 70W HPSV (T) | 4        | 4570.00 |
| FAD1407IH/MH                           | 70W MH (E)   | 4        | 4620.00 |
| FAMH1407IH                             | 70W MH (DE)  | 4        | 4710.00 |

Die cast aluminium housing finished in black with bright anodised faceted finish aluminium reflector.



### CORONA INTEGRAL FLOODLIGHT

|                         |               |   |         |
|-------------------------|---------------|---|---------|
| FAI40IH09 (COMPLETE)    | 400W HPSV (T) |   |         |
| FAI40H09                |               | 1 | 6680.00 |
| HDBI40S/MH (BALLAST)    |               | 4 | 3990.00 |
| FAI40IH09/MH (COMPLETE) | 400W MH(T)    |   |         |
| FAI40H09/MH             |               | 1 | 6730.00 |
| HDBI40S/MH (BALLAST)    |               | 4 | 3990.00 |

Pressure die cast aluminium housing finished in black with bright anodised faceted finish aluminium reflector.



### KORNI 2 - Ip65 INTEGRAL FLOODLIGHT

|                           |               |   |         |
|---------------------------|---------------|---|---------|
| FAI1125IH09 (COMPLETE)    | 250W HPSV (T) |   |         |
| FAI1125H09                |               | 1 | 6270.00 |
| HDBI25S/MH (BALLAST)      |               | 4 | 2750.00 |
| FAI1125IH09/MH (COMPLETE) | 250W MH(T)    |   |         |
| FAI1125H09/MH             |               | 1 | 6320.00 |
| HDBI25S/MH (BALLAST)      |               | 4 | 2750.00 |

Pressure die cast aluminium housing finished in black with bright anodised hammered finish aluminium reflector. Ideal for sports lighting, facade lighting, hoarding lighting etc.



### NON INTEGRAL FLOODLIGHT

|         |              |    |        |
|---------|--------------|----|--------|
| TH06(I) | 500W HALOGEN | 20 | 800.00 |
|---------|--------------|----|--------|

Flood light luminaires with cast aluminium housing for illuminating hoardings finished in black with bright anodised hammered finish aluminium reflector.



### NON INTEGRAL FLOODLIGHT

|     |               |   |         |
|-----|---------------|---|---------|
| TH7 | 1000W HALOGEN | 8 | 2310.00 |
|-----|---------------|---|---------|

Flood light luminaires with cast aluminium housing for illuminating hoardings. Product finished in black with bright anodised hammered finish aluminium reflector.

## FLOODLIGHT LUMINAIRES

| CAT REF. | LAMP TYPE | CASE LOT | ALP (₹) |
|----------|-----------|----------|---------|
|----------|-----------|----------|---------|



### PETROLUX - DOUBLE ASYMMETRIC DISTRIBUTION

|                    |              |   |            |
|--------------------|--------------|---|------------|
| FDAR1207IH/WI (CA) | 70W MH (DE)  | 1 | On Request |
| FDAR1215IH (CA)    | 150W MH (DE) | 1 | 6730.00    |

Integral floodlight for under canopy lighting (Petrol Pump). Black painted cast aluminium housing and white frame with toughened heat resistant glass cover. Luminaires suitable for luxlon type 150mm ceiling.



### PETROLUX - ASYMMETRIC DISTRIBUTION

|                           |            |   |         |
|---------------------------|------------|---|---------|
| FADR1425IH(CA) (COMPLETE) | 250W MH(T) |   |         |
| FADR1425H(CA)             |            | 2 | 6630.00 |
| HDBI25S/MH (BALLAST)      |            | 4 | 2750.00 |

### DOUBLE ASYMMETRIC DISTRIBUTION

|                           |            |   |         |
|---------------------------|------------|---|---------|
| FDAR1425IH(CA) (COMPLETE) | 250W MH(T) |   |         |
| FDAR1425H(CA)             |            | 2 | 6710.00 |
| HDBI25S/MH (BALLAST)      |            | 4 | 2750.00 |

Integral floodlight for under canopy lighting (Petrol Pump). Luminaire with die cast aluminium housing finished in black and hammered finish anodised reflector.



### PROFILE+

|                |               |   |            |
|----------------|---------------|---|------------|
| FADT1215IH09   | 150W MH - T   | 1 | 6950.00    |
| FADT1215IH09/S | 150W HPSV- T  | 1 | 6900.00    |
| FADT1225IH09   | 250W MH - T   | 1 | 8120.00    |
| FADT1225IH09/S | 250W HPSV - T | 1 | 8070.00    |
| FADT1325IH     | 250W MH - T   | 1 | On Request |
| FADT1325IH/S   | 250W HPSV- T  | 1 | On Request |
| FADT1340IH     | 400W MH - T   | 1 | On Request |
| FADT1340IH/S   | 400W HPSV - T | 1 | On Request |

Integral single piece pressure die cast aluminum housing, anodised reflector and heat resistant glass cover. Also available in double assymetric version with cat ref. FDAT



### PROFILE : IP65 - ASYMMETRIC DISTRIBUTION

|                |               |   |         |
|----------------|---------------|---|---------|
| FADT1107IH09   | 70W MH (DE)   | 2 | 4990.00 |
| FADT1115IH09   | 150W MH (DE)  | 2 | 5500.00 |
| FADT1125IH09   | 250W MH (T)   | 2 | 8770.00 |
| FADT1125IH09/S | 250W HPSV (T) | 2 | 8720.00 |
| FADT1140IH09   | 400W MH (T)   | 2 | 9810.00 |
| FADT1140IH09/S | 400W HPSV (T) | 2 | 9760.00 |

Integral floodlight comprises of a pressure die cast aluminium housing, anodised reflector, toughened heat resistant glass cover.

## ACCESSORIES

| CAT REF. | LAMP TYPE | CASE LOT | ALP (₹) |
|----------|-----------|----------|---------|
|----------|-----------|----------|---------|



### OPEN CONSTRUCTION HEAVY DUTY VPIT COPPER BALLAST FOR HPMV /HPSV/METAL HALIDE LUMINAIRES

|         |           |    |         |
|---------|-----------|----|---------|
| HDBI08M | 80W HPMV  | 10 | 1160.00 |
| HDB12M  | 125W HPMV | 10 | 1300.00 |
| HDB25M  | 250W HPMV | 4  | 2360.00 |
| HDB40M  | 400W HPMV | 4  | 3220.00 |



|               |               |    |          |
|---------------|---------------|----|----------|
| HDBL07S/MH    | 70W HPSV/MH   | 10 | 1110.00  |
| HDBL15S/MH    | 150W HPSV/MH  | 8  | 1660.00  |
| HDBL25S/MH    | 250W HPSV/MH  | 4  | 2710.00  |
| HDBL40S/MH    | 400W HPSV/MH  | 4  | 3890.00  |
| HDBI25S/MH-OT | 250W HPSV/MH  | 6  | 2475.00  |
| HDBI40S/MH-OT | 400W HPSV/MH  | 6  | 3300.00  |
| HDB1KW        | 1000W HPSV/MH | 6  | 14500.00 |



### ELECTRONIC BALLASTS FOR FLUORESCENT TUBES

|               |                 |    |         |
|---------------|-----------------|----|---------|
| EBN136-A/S    | 1X36/40W FTL    | 25 | 550.00  |
|               | 1X36W CFL       | 25 | 550.00  |
| EBN14-B       | 1X36/40W FTL    | 25 | 660.0   |
|               | 1X36W CFL       | 25 | 660.00  |
| EBN236-A      | 2X36/40W FTL    | 25 | 880.00  |
|               | 2X36W CFL       | 25 | 880.00  |
| EB236-B/I     | 2X36/40W FTL    | 25 | 1010.00 |
|               | 2X36W CFL       | 25 | 1010.00 |
| EBN128T5-A/S  | 1X28W T5        | 25 | 550.00  |
| EBN228T5-A    | 2X28W T5        | 25 | 880.00  |
| EB124T5-A/I   | 1X24W T5        | 25 | 605.00  |
| EB224T5-A/I   | 2X24W T5        | 25 | 880.00  |
| EBN128T5-B/S  | 1X28W T5        | 25 | 750.00  |
| EB228T5-B/I   | 2X28W T5        | 25 | 1190.00 |
| EBN214T5-A    | 2X14W T5        | 25 | 880.00  |
| EB114T5-B/I   | 1X14W T5        | 25 | 950.00  |
| EB214T5-B/I   | 2X14W T5        | 25 | 1190.00 |
| EB224T5-B/I   | 2X24W T5        | 25 | 1255.00 |
| EBN414T5-A    | 4X14W T5        | 25 | 1000.00 |
| EB414T5-B/I   | 4X14W T5        | 25 | 1425.00 |
| EB314T5-B/I   | 3X14W T5        | 25 | 1390.00 |
| EB218SQ-A/I   | 2X18W 4 PIN CFL | -  | 750.00  |
| EB226SQ-A/I   | 2X26W 4 PIN CFL | -  | 895.00  |
| EBBG154 T5-CW | 1X54W T5        | -  | 1400.00 |
| EBBG254 T5-CW | 2X54W T5        | -  | 1675.00 |

Suffix 'A' stands for < 33% THD PFC ballast. • Suffix 'B' stands for < 10% THD PFC ballast.  
 Suffix 'CW' stands for < 10% THD constant wattage APFC ballast.

| CAT REF.  | LAMP TYPE                 | CASE LOT | ALP (₹) |
|---|---------------------------|----------|---------|
| <b>ELECTRONIC IGNITOR FOR INTEGRAL LUMINAIRES</b> |                           |          |         |
| IGN2K-70  | 70HPSV/MH                 | -        | 210.00  |
| IGN112S/MH  | 150/250/400HPSV/MH        | 50       | 240.00  |
| IGN112SUP   | SV SUPER LAMP (SONT PLUS) |          | 210.00  |
| <b>SUITABLE FOR NON INTEGRAL</b>                  |                           |          |         |
| IGN1130S  |                           | 50       | 260.00  |
| IGN1130MH   |                           | 50       | 270.00  |
| IGN1150S/MH                                       |                           | -        | 200.00  |

Suitable for 70/150/250/400W HPSV non integral luminaires with separate control gear box (maximum cable length of 30m between CG box and lamp).

|   |  |    |        |
|---|--|----|--------|
| <b>ELECTRONIC IGNITORS FOR METAL HALIDE LAMPS</b> |  |    |        |
| IGN2SP  |  | 50 | 470.00 |

Superimposed ignitor (For integral luminaires)

|                         |           |   |         |
|-------------------------|-----------|---|---------|
| <b>MULTITAP BALLAST</b> |           |   |         |
| HDBT15/11S              | 150W HPSV | 8 | 2450.00 |
| HDBT25/15S              | 250W HPSV | 4 | 3070.00 |







Lamps





HID LAMPS

|  | PRODUCT  | BASE CAP | CASE LOT | MRP (₹) |
|--|--|----------|----------|---------|
|   | <b>METAL HALIDE LAMPS (SINGLE ENDED)</b>               |          |          |         |
|  | MHL 70W SE TUBULAR                                     | E-27     | 25       | 700.00  |
|  | MHL 70W SE ELLIPTICAL                                  | E-27     | 25       | 700.00  |
|  | MHL 150W SE TUBULAR                                    | E-27     | 25       | 750.00  |
|  | MHL 150W SE ELLIPTICAL                                 | E-27     | 25       | 750.00  |
|  | MHL 150W SE TUBULAR                                    | E-40     | 9        | 775.00  |
|  | MHL 150W SE ELLIPTICAL                                 | E-40     | 9        | 775.00  |
|  | MHL 250W SE TUBULAR                                    | E-40     | 9        | 825.00  |
|  | MHL 250W SE ELLIPTICAL                                 | E-40     | 9        | 825.00  |
|  | MHL 400W SE TUBULAR                                    | E-40     | 9        | 850.00  |
|  | MHL 400W SE ELLIPTICAL                                 | E-40     | 9        | 850.00  |
|  | MHL 400W SE TUBULAR-BALLOON TYPE                       | E-40     | 9        | 850.00  |
|  | <b>METAL HALIDE LAMPS FOR M.V. GEAR (SINGLE ENDED)</b> |          |          |         |
|  | MHLM 250W SE TUBULAR                                   | E-40     | 9        | 900.00  |
|  | MHLM 250W SE ELLIPTICAL                                | E-40     | 9        | 1000.00 |
|  | MHLM 400W SE TUBULAR                                   | E-40     | 9        | 925.00  |
|  | MHLM 400W SE ELLIPTICAL                                | E-40     | 9        | 1000.00 |
|  | <b>METAL HALIDE LAMPS (DOUBLE ENDED)</b>               |          |          |         |
|  | MHL 70W DE Rx7s  |          | 100      | 450.00  |
|  | MHL 150W DE Rx7s                                       |          | 100      | 450.00  |
|  | <b>METAL HALIDE LAMPS (G12 CAPS)</b>                   |          |          |         |
|  | MHL 70W G12 6000K/2700K                                | G12      | 50       | 725.00  |
|  | MHL 150W G12 6000K/2700K                               | G12      | 50       | 750.00  |
|  |  |          |          |         |







## HID LAMPS

|   | PRODUCT                          | BASE CAP | CASE LOT | MRP (₹) |
|---|----------------------------------|----------|----------|---------|
|  | <b>HPSV LAMPS</b>                |          |          |         |
|   | SV 70W ELLIPTICAL                | E-27     | 25       | 270.00  |
|   | SV 70W I (WITH IN BUILT IGNITOR) | E-27     | 25       | 340.00  |
|   | S V 70W TUBULAR                  | E-27     | 25       | 280.00  |
|   | SV150W ELLIPTICAL                | E-40     | 9        | 380.00  |
|   | SV150W TUBULAR                   | E-40     | 9        | 400.00  |
|   | SV150W TUBULAR-SUPER             | E-40     | 9        | 600.00  |
|   | SV150W TUBULAR (TWIN ARC)        | E-40     | 9        | 685.00  |
|   | SV 250W ELLIPTICAL               | E-40     | 9        | 435.00  |
|   | SV 250W TUBULAR                  | E-40     | 9        | 455.00  |
|   | SV 250W TUBULAR-SUPER            | E-40     | 9        | 700.00  |
|   | SV 250W TUBULAR (TWIN ARC)       | E-40     | 9        | 785.00  |
|   | SV 400W ELLIPTICAL               | E-40     | 6        | 500.00  |
|   | SV 400W TUBULAR                  | E-40     | 9        | 520.00  |
|   | SV 400W TUBULAR-SUPER            | E-40     | 9        | 765.00  |
|   | SV 400W TUBULAR (TWIN ARC)       | E-40     | 9        | 850.00  |

|   |                   |         |    |        |
|---|-------------------|---------|----|--------|
|  | <b>HPMV LAMPS</b> |         |    |        |
|   | MV 80W BC         | (B22d3) | 25 | 130.00 |
|   | MV 80V ES         | E-27    | 25 | 135.00 |
|   | MV 125W BC        | (B22d3) | 25 | 135.00 |
|   | MV 125W ES        | E-27    | 25 | 140.00 |
|   | MV 250W ES        | E-40    | 9  | 265.00 |
|   | MV 400W ES        | E-40    | 6  | 365.00 |

|   |                      |  |     |        |
|---|----------------------|--|-----|--------|
|  | <b>HALOGEN LAMPS</b> |  |     |        |
|   | HALOGEN 500W         |  | 200 | 85.00  |
|   | HALOGEN 1000W        |  | 200 | 105.00 |

FLOURESCENT LAMPS

|  | PRODUCT   | BASE CAP | CASE LOT | MRP (₹) |
|--|---|----------|----------|---------|
|   | <b>CFL DIRECT FIT (HIGH WATTAGE)</b>            |          |          |         |
|  | CFL 35W DF 4U 6500K (B22/E27)                   |          | 25       | 300.00  |
|  | CFL 45W DF 4U 6500K (B22/E27)                   |          | 25       | 460.00  |
|  | CFL 65W DF 4U 6500K (B22/E27)                   |          | 25       | 610.00  |
|  | CFL 85W DF 4U 6500K (B22/E27)                   |          | 12       | 660.00  |
|  | CFL 85W DF 4U 6500K (E40)                       |          | 12       | 825.00  |
|   | <b>COMPACT FLUORESCENT LAMPS (CFL PIN TYPE)</b> |          |          |         |
|  | 9W CFL 2P 6500K/2700K                           |          | 100      | 75.00   |
|  | 11W CFL 2P 6500K/2700K                          |          | 100      | 80.00   |
|  | 10W CFL XP 6500K/2700K                          |          | 100      | 100.00  |
|  | 13W CFL XP 6500K/2700K/4000K                    |          | 100      | 105.00  |
|  | 18W CFL XP 6500K/2700K/4000K                    |          | 100      | 115.00  |
|  | 26W CFL XP 6500K/2700K                          |          | 100      | 160.00  |
|   | 36W CFL 4P 6500K/2700K/4000K                    |          | 100      | 170.00  |
|  |   |          |          |         |
|  | <b>TUBELIGHTS</b>                               |          |          |         |
|  | FTL 18W (SUPER SAVER)                           |          | 25       | 42.00   |
|  | FTL 20W (SUPER BRITE)                           |          | 25       | 44.00   |
|  | FTL 36W (SUPER SAVER)                           |          | 25       | 45.00   |
|  | FTL 40W (SUPER BRITE)                           |          | 25       | 47.00   |
|  | FTL 36W 6500K/2700K (POWERLUX)                  |          | 25       | 100.00  |
|  | T5 14W 6500K/4000K/2700K (ENERGYLUX)            |          | 50       | 110.00  |
|  | T5 24W 6500K (ENERGYLUX)                        |          | 50       | 140.00  |
|  | T5 28W 6500 K/4000 K/2700 K (ENERGYLUX)         |          | 50       | 120.00  |
|  | T5 54W6500K (ENERGYLUX)                         |          | 50       | 245.00  |



## Highmasts & Poles

## HIGHMASTS

High mast lighting as a concept in area lighting is being preferred over conventional lighting, especially where large areas are to be illuminated without the need for numerous lighting columns that, under certain circumstances, can be a hazard to movement. This is possible because the high mast lighting system achieves very large space to height ratios.

High-mast lighting is ideal for many areas, particularly complicated or multi-level road systems, industrial or commercial areas, docks, airports, stations, car parks and even some hazardous areas. All of these areas require the best possible lighting with minimum interference from the installation itself combined with ease of maintenance.

Crompton Greaves with its pioneering position in the field of artificial illumination since last three decades is fully geared to meet the growing need for high mast lighting. Equipped with a fully qualified team of experience professionals Crompton Greaves has successfully executed numerous highmast lighting projects, right from offering best illumination design schemes to supply of superior quality poles lamps and luminaires/accessories.

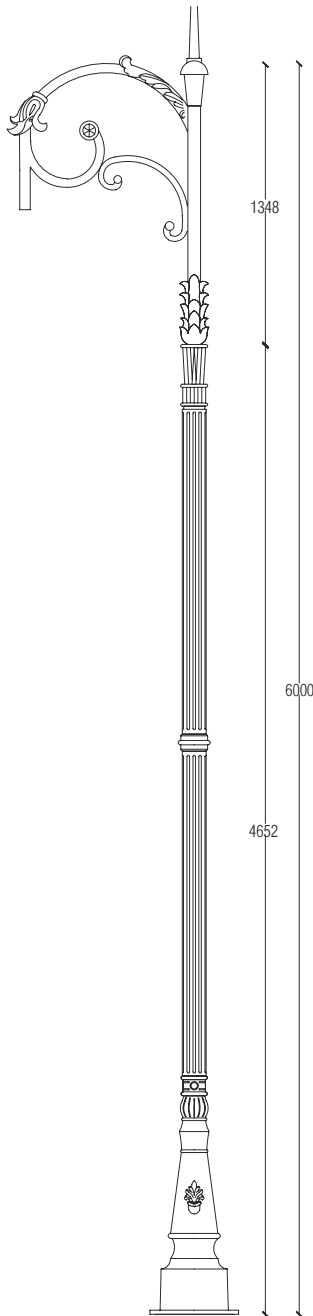
## STREET LIGHTING POLES

With the passage of time the concept of Street lights have under gone a major transformation. From being merely functional elements satisfying illumination requirements during the night time, it now doubles up as street furniture during the day time. The street lighting poles are also contributing immensely to the beauty and character of the changing cityscape. To reduce the clutter on the streets the street lighting poles, today, are also being designed for various street functions such as, traffic signs, street names, advertisement banners, CCTV cameras etc. Crompton Greaves has endeavoured to make the city roads and highways beautiful by introducing a whole new range of street poles and mounting brackets. City planners, civic authorities, engineers, contractors and consultants would find these to be appealing long term solution for well illuminated and congestion free streets.

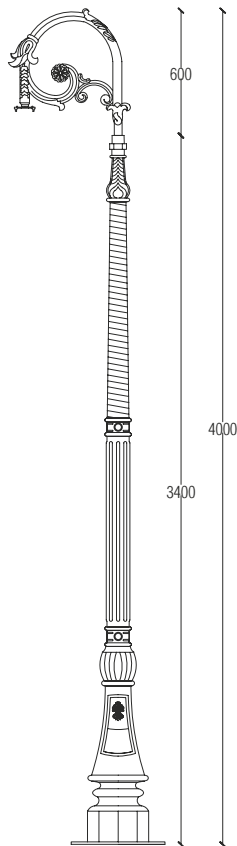
Crompton Greaves can also supply galvanised arm brackets along with spigots matching with different types of poles and as per customer requirements. Typical arrangement and dimensional details for single arm and double arm bracket along with spigot suitable for different types of poles given below.



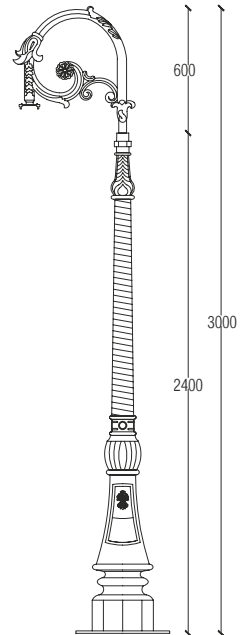
**LAMP POST TECHNICAL DRAWING**



DLP-3-60-301-CG

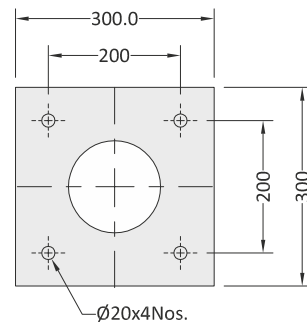
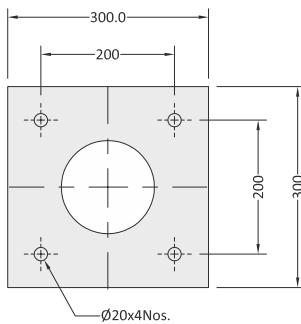
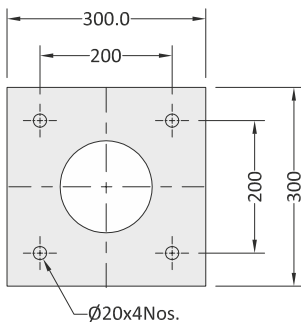
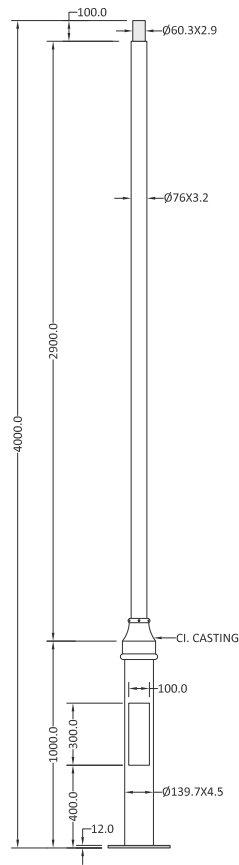
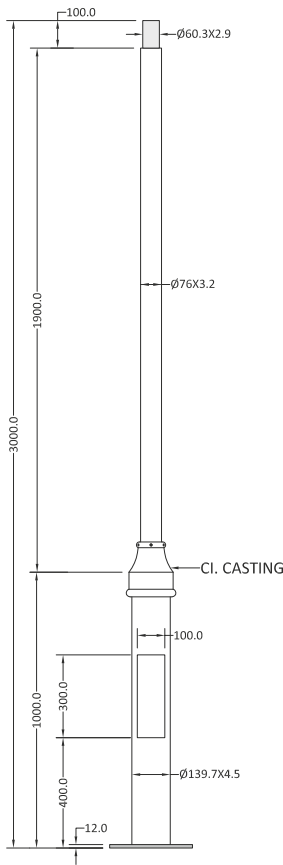
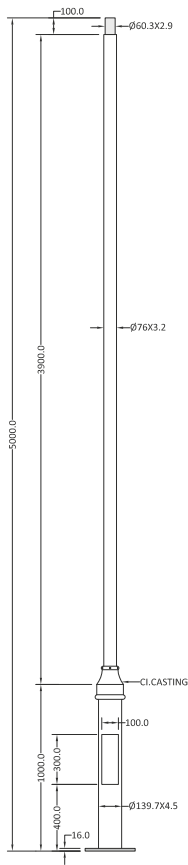


DLP-2-35-201-CG



DLP-2-25-201-CG

DECORATIVE POLE DRAWING



## Street Light Automation

The key to next generation street lighting

Controls City Street Light  
with a click of mouse



1W saved =  
1.5W generated

### System Features

- Ease of installation with wireless (GPRS) connectivity to data server
- Web based SCADA for controlling, Monitoring and Configuration.
- Astronomical Timer based ON-OFF
- Ambient Light intensity based On-Off using IR sensing.
- Customised Load voltage regulation level.
- Energy saving upto 50% through Dimming and load Control Schemes
- Time synchronization with the server.
- Instant fault reporting via SMS along with the probable fault details.
- Event and fault Logging
- Customizable MIS report generation
- GIS (Geographical Information System) interface to show location of

installation and status.

### Benefits

- Centralized monitoring and control solution
- Energy saving through:
  - ON-OFF synchronization with ambient light intensity
  - Dimming
  - Load voltage regulation (line voltage > 230V)
- Improved life of components ( lamps, electro-magnetic ballasts, etc.)
- Less turn around time in case of fault due to instant alarms
- Web interface for remote operation.

### Applications

- Municipal Corporations • Highways • Industrial Complex
- Housing Complex • Institute Campus • Border Security

PIR SENSORS

|   | CAT REF.                                 | WATTAGE | CASE LOT | ALP (₹)  |
|---|--|---------|----------|----------|
|    | <b>DIGITAL PIR SENSOR WITH DIMMING #</b> |         |          |          |
|   | K4029                                    | PIR     | -        | 17630.00 |
| Digital PIR sensor with Occupancy & active photocell for Analogue dimming - Flush mount.                                      |  |         |          |          |
|    | <b>DIGITAL PIR SENSOR WITH DIMMING #</b> |         |          |          |
|   | K4024                                    | PIR     | -        | 21900.00 |
| Digital PIR sensor with Occupancy & active photocell for DALI dimming - Flush mount.  |  |         |          |          |
|    | <b>DIGITAL PIR SENSOR WITH DIMMING #</b> |         |          |          |
|   | K4019                                    | PIR     | -        | 11420.00 |
| Digital PIR sensor with Occupancy & active photocell for DSI/DALI dimming - Flush mount.                                      |  |         |          |          |
|   | <b>HF SENSOR #</b>                       |         |          |          |
|   | K4030                                    | HF      | -        | 16000.00 |
| Recessed mounted High Frequency Sensor.   |  |         |          |          |
|    | <b>ANALOG PIR SENSOR #</b>               |         |          |          |
|   | K5015                                    | PIR     | -        | 6270.00  |
|   | K5016                                    | PIR     | -        | 6270.00  |
| Analog PIR sensor with Occupancy & passive photocell for switching output.<br>K5015 : Flush mounted   K5016 : Surface mounted |  |         |          |          |
|    | <b>DIGITAL PIR SENSOR #</b>              |         |          |          |
|   | K4015                                    | PIR     | -        | 8410.00  |
|   | K5016                                    | PIR     | -        | 6270.00  |
| Digital PIR sensor with occupancy & active photocell for switching output - Slimline Flush mount.                             |  |         |          |          |

# Please contact local CROMPTON representative for price details. Normal policy not applicable.



## LIGHTING MANAGEMENT SYSTEM

| CAT REF.                             | No. of Channels | Type of Channels             | ALP (₹)    |
|--------------------------------------|-----------------|------------------------------|------------|
| <b>CONTROLITE - LIGHTING MANAGER</b> |                 |                              |            |
| LMAA50KB01                           | 6               | 4 DALI + 2 ON/OFF            | On Request |
| LMBB50KB01                           | 6               | 4 DSI + 2 ON/OFF             | On Request |
| LMCC50KB01                           | 6               | 4 ANALOG + 2 ON/OFF          | On Request |
| LMAB50KB01                           | 6               | 2 DALI + 2DSI + 2 ON/OFF     | On Request |
| LMAC50KB01                           | 6               | 2 DALI + 2 ANALOG + 2 ON/OFF | On Request |
| LMBC50KB01                           | 6               | 2 DSI + 2 ANALOG+ 2 ON/OFF   | On Request |



Compact lighting scene controller for conference room, meeting room.  
 Four dimming channel support : 1-10 V, DSI, DALI & 2 nos of ON/OFF channel.  
 Create 16 scenes with the help of 6 groups.  
 Digital power output upto 800 VA per channel.  
 Infra red remote control.  
 Additional 1no DALI power supply is required for 2 nos DALI channel support.



**Crompton**



**Solar Led Lighting**

## SOLAR LED LIGHTING

Solar energy is "inexhaustible", and pollution-free renewable energy, radiant energy, the Earth's surface every day to approximately 2.5 millions of barrels of oil. With the rapid development of science and technology, development and utilization of solar energy gradually, and has become the most promising environmentally friendly energy sources. At present, solar energy, there are two main ways.

- Through the solar cells convert solar energy into electrical energy for power generation, namely photovoltaic power generation, such as solar lighting, solar power stations and so on.

- Through the collector to make use of solar energy converted to heat energy, such as solar water heaters, solar cookers and so on. Among them, solar lighting is the use of solar energy is one of the most important way is our main concern and the object of study.

Outdoor lighting, solar lighting, strong development momentum. Solar street lights (non-trunk), solar garden lights, solar lawn lamp, solar traffic lights, solar lights, advertising is no longer uncommon, have become the highlight of the green lighting. We are talking about solar lights, both a lamp, light source, including solar cells, batteries, controller, inverter, poles and other supporting devices.

Solar lighting is the most significant features of energy saving, economical, environmentally friendly, without the traditional public power system for electricity, save power distribution equipment, cables,

switches and other investments, basically no running costs. Solar energy into electricity, avoiding the coal, oil, nuclear, etc.

Power generation due to atmospheric and environmental pollution. Conditions in today's technology, solar powered lighting, especially suitable for long distance or local power supply is not easy.

### Principles of solar lighting

Solar panels to convert solar energy into electricity, through power diodes and control system to charge the battery. Charged to a certain extent, selfprotection system action inside the controller to cutoff the charging power supply. Night, the solar panel as the photoelectric controller, start the controller, battery to power lights, lighted lights; morning, solar panels but also acts as a photoelectric controller, start the controller, cut off the light power to begin again the work of converting solar energy into electricity. Solar lights brighten, they also can bedimmed according to the setting.

### Composed of solar lighting

Solar lighting powered by solar panels, batteries, solar lights for the controller, and light poles and other components. Highlighted below, solar cells, batteries, inverters (AC light bulbs use), solar lights for the controller, lightandsoon.



## Solar Street Lighting



Streetlight that is powered by DC source battery which gets charged in day time via photovoltaic cells is called solar streetlight.

Working principle-During daytime the battery is charged by the solar panel. After sunset, the battery discharges which power the fixture usually till next day sunrise-dusk to dawn concept.

### Working Principal

- Solar LED streetlight consists of Solar panel, Battery & Charge controller as main functional components.
- Working principle: Battery is charged during the day time from current

generated by solar panel. LED streetlight works on the energy stored in the battery from solar panel during the night time.

- Basically dusk to dawn operation means 12 hours working cycle of solar LED streetlight from 6 PM to 6 AM.
- Autonomy is backup provided by the battery. So 1 day autonomy means streetlight will work for 12 hours (6 PM to 6 AM) 1 cycle when

battery is fully charged from the solar panel. With 2 days autonomy battery will work for 24 hours without charging in cloudy weather and 3 days autonomy streetlight will work for 36 hours without charging.

- Solar streetlight is classified into two types:

### Product Advantage

#### Luminaire

Die-cast aluminum housing, IP65 protected  
High power LEDs with efficacy of more than 130lm/W  
Optics with uniform light distribution

#### Charge Controller

MPPT based charged controller with high charging efficiency and integrated high efficiency LED driver  
Designed as per IEC standards  
Hybrid version with option of AC backup

#### Solar Panel

High efficiency polycrystalline silicon solar cells  
Easily available  
Certified as per IEC 61215, IEC 61730, IEC 61701 & MNRE certified

#### Battery

Tubular low maintenance batteries  
Long life  
Low discharge rate  
Available in both VRLA (Gel type) and LMLA (Tubular lead acid)  
LMLA Battery certified as per IS 13369:1992 & MNRE certified

#### Pole

Galvanised pole as per relevant IS standard

### Benefits:

- No power failure
- Battery backup for cloudy days through 3 days autonomy
- Savings from electricity bills
- Contributing to environment with reduced fossil fuel consumption
- IP65 luminaire with long life
- Auto light on/off operation
- Long life of solar panel
- Long life batteries specially designed for solar application
- Long life LED cool day light with instant start
- Very low maintenance only for the batteries
- Silent producer of energy. No noise produced while generation of energy
- Zero emissions produced
- No risk of electric shock as it is a DC voltage source



Highly efficient mono-and poly-crystalline silicon solar panels



Luminaires specially design for Solar street lighting application with high lumen LED modules for maximum efficiency. Solar controller technology with dimming capabilities for power management.



Highly efficient charge controller to charge the batteries  
Intelligent microprocessor algorithms autonomously determine sunrise and sunset.



Deep discharge batteries are used to provide energy for immediate requirements, and enable a back-up for days when there is little or no sun.

**Applications:** Street Lighting, Roadway Lighting, Park Lighting, Remote Area Lighting, Military Base Lighting, Farm Lighting, Campus Lighting, Parking Area Lighting, Fence Lighting, Railway Crossing, Colony Lighting



## Wattage Chart

| Wattage | 3 Days Autonomy |               |            | 2 Days Autonomy |               |            |
|---------|-----------------|---------------|------------|-----------------|---------------|------------|
|         | Battery (12V)   | Solar Panel   | ALP (₹)    | Battery (12V)   | Solar Panel   | ALP (₹)    |
| 9W      | 40Ah            | 40Wp          | On Request |                 |               | On Request |
| 15W     | 75Ah            | 75Wp          | On Request | 40Ah            | 75Wp          | On Request |
| 18W     | 75Ah            | 90Wp          | On Request | 75Ah            | 90Wp          | On Request |
| 20/21W  | 100Ah           | 100Wp         | On Request | 75Ah            | 100Wp         | On Request |
| 45W     | 100Ah x 2 Nos   | 110Wp x 2 Nos | On Request | 75Ah x 2 Nos    | 110Wp x 2 Nos | On Request |
| 60W     | 135Ah x 2 Nos   | 140Wp x 2 Nos | On Request | 100Ah x 2 Nos   | 140Wp x 2 Nos | On Request |

Note: Solar panel size (Wp) may change as per location as calculation is done as per average 5 hours of solar insolation per day

## Sales Offices

### ■ NORTHERN REGION

**New Delhi:** 3rd Floor, Express Building,  
9-10, Bahadur Shah Zafar Marg,  
Near ITO Crossing, New Delhi-110002

**Jaipur:** Church Road, PO BOX 173, Jaipur-30200

**Jalandhar:** Crompton Greaves Ltd.  
BXII-407, 2nd floor, Near BSF Chowk,  
Ladowali Road, Jalandhar-144001

**Lucknow:** Saran Chambers II ,3rd floor,  
5 Park Road, Lucknow - 226001

**Chandigarh:** SCO 144-145(2nd Floor), Sec 34 A ,Chandigarh

### ■ EASTERN REGION

**Kolkata:** 50 Chowringhee Road, Kolkata - 700071

Bhubaneshwar:Janpath Tower, 3rd Floor,  
Ashok Nagar Unit II, Bhubaneshwar - 751009

**Guwahati:** C/o. Assam Investment & Construction Co.,  
GS Road, Dispur, Ganeshguri (Near Car Ghar), Guwahati - 781 005

**Patna:** 501, Luv Kush Tower, Exhibition road, Patna - 800001

**Ranchi:** 3, Westend Park, Kaju Bagan  
(Near DAV Junior School) Hehal, Ratu Road, Ranchi-834005

### ■ WESTERN REGION

**Mumbai:** Crompton Greaves Consumer Electrical Limited  
303-304 Orbit Plaza, Behind Marathe Udyog Bhawan,  
Prabhadevi, Mumbai-400025

**Ahmedabad:** 909-916, Sakar II, Near Ellis Bridge,  
Ahmedabad - 380001

**Indore:** 103-B, Apollo Trade Centre,  
2B, Rajgarh Kothi, Mumbai-Agra Road, Indore - 452001

**Nagpur:** Gokul Keshav Apartment, Plot No 3,  
Block No FF1 & FF2, Second Floor, Deo Nagar Square,  
Khamla Main Road, Deo Nagar, Nagpur -15. Maharashtra.

**Baroda:** 10A,Vrindavan Colony,  
Near Hari Nagar Water Tank,Gotri Road,Baroda-390007

**Pune:** Premium Point Building, 4th floor,  
Opp Modern High School, J M Road,  
Shivajinagar, Pune-411005

**Raipur:** Crystal Arcade, A Block - 201, Near Lodhipara Square,  
Shankar Nagar Road, Raipur - 492007

### ■ SOUTHERN REGION

**Chennai:** Crompton House-3, Dr. MGR Salai,  
(Kodambakkam High Road),Nungambakkam, Chennai - 600034

**Bangalore:** 3rd Floor, JP Square, No.17, 3rd Cross,  
5th Main, Chamrajpet, Bangalore - 560018

**Kochi:** Door No.46/3386, Cochin House,  
Arkakavadu Road, Vennala P.O, Cochin 682028

**Secunderabad:** Minerva Complex, 4th floor,  
94, Sarojni Devi Road, Secunderabad-500003

**Coimbatore:** Crompton Greaves Ltd,SF 219,  
Annamalai Industrial Patrk, Kalapatti, Coimbatore-641048

**Madurai:** 2/3,Mangyakarsi Women's College Road,  
Paravai, Madurai-625402

### Tel.No

(011) 23460700 - 999

(0141 ) 3018800 / 01

(0181) 3051301 / 95, 2225410

(0522) 4152 150 / 56

(0172) 4011440

(033) 2829681 / 85

(0674) 2531128, 2531429

(0361) 2344704 / 2341079

(0612) 3261594/95

(0651) 2512095

(079) 40012000, 40012201

(0731) 2498269, 2498271,  
2495531

(0712) 2531271, 2560870,

2560 871

(0265) 2332460, 2332227

(020) 25534675 / 77 / 85

(0771) 4022214, 4022215

(044) 42247500 / 75,  
28235533, 28257375.

(080) 41391908, 41391918,  
41391912

(484) 2803860 / 61 / 62 / 63

(040) 40002300, 40002347,  
40002345

(0422 ) 3193101 / 102

(0452) 2667771



Authorised Trade Partner

**Crompton Greaves Consumer Electricals Limited**

**H.O Mumbai:**

Lighting Division, 1st Floor, Tower No.3, Equinox Commercial Complex,  
LBS Marg, Kurla West, Mumbai, T: +91 22 6167 8499

**Registered Office:**

CG House, 6th Floor, Dr. Annie Besant Road, Worli, Mumbai-400 030 India

[www.crompton.co.in](http://www.crompton.co.in)